CNC ROTARY TABLE

精密數控/油壓分度盤
設計製造

TSUN SHIN®

公司介紹 About Us

綜欣工業有限公司，為專業生產電腦數控分度盤的台灣企業，多年來不斷創新，並以「高效率、高技術、高品質」為目標，提供客戶最佳的產品與服務。
配合高精度、環保化與專業的生產體系，本公司所有產品從設計研發、加工製造到成品檢驗，均嚴格控管，且為了確保產品的高精度，引進了一系列先進的加工設備與檢測儀器，該檢測設備能自動完成各精度檢驗項目的測試並列印出數據報告，保證了數據的準確性，為綜欣分度盤產品的高品質做最後的把關。
綜欣工業有限公司，放眼於國際，將不斷創新、前進，為客戶打造更優質的產品與服務。

Central Star Industrial Co., Ltd., a professional Taiwan manufacturer of CNC Rotary Table, has been progressing constantly with initiative and the aim of high efficiency, high technology, and superior quality.
With the accurate, environment-friendly and professional production system, our products are closely checked on from devising, manufacturing process, to quality inspection. To assure the high accuracy of products, Central Star introduces a series of advanced working equipment and measuring device, which can automatically inspect each standard and print numerical report, ensuring data accuracy, provide superior quality for Central Star CNC Rotary Table.
With a view to International Machinery Industry, Central Star keeps progressing and invents high-quality products for customers.

產品特性 Characteristics

◆ 高精度HIGH ACCURACY

“復節距蝸桿蝸輪組Dual Lead Worm Gear System”

採用「複節距蝸桿蝸輪組」，傳動精確、背隙調整容易，經長時間的使用仍能維持高精密度。主軸迴轉部份採用高級滾錐軸承，確保迴轉中心之穩定。最小分割角度0.001°，常用於螺旋切削、刀具製造、凸輪及航太工業。
CNC Rotary Table is built with accurate “Dual lead worm gear system,” and the tooth profile outline has been improved, increasing teeth-meshing ratio. Backlash can be adjusted easily, and Rotary Table can keep high accuracy even after long-term using. Revolved portion of spindle taper adopts Rolling Cone Bearing to ensure the stability of rotating center. The minimum indexing degree is 0.001°, which is commonly used in spiral cutting, cutting tools manufacture, cam and aerospace industry.

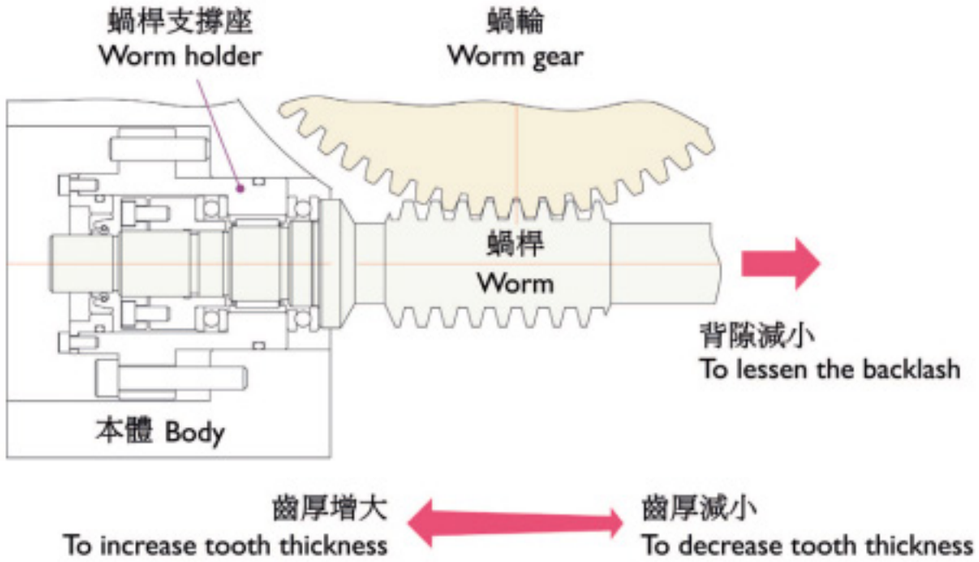

◆ 高精度HIGH ACCURACY

“三片式離合齒Three pieces of coupling gear”

分割台內部使用三片式平面離合齒執行分割與定位，分割精度高達±4弧秒以內，重現精度更可達±1弧秒以內，經長時間的使用後，仍能維持其高精密度。

Three Pieces of Hirth Coupling Gear is built inside for positioning and indexing, keeping high accuracy even after long-term using. The index accuracy is within ±4 arc sec. and Repetitive accuracy within ±1.

◆ 耐重切削HEAVY DUTY CUTTING TOLERATIION

“油壓三片式離合齒鎖緊裝置Three Pieces of Hirth Coupling Gear clamping system”

分割台內部使用三片式平面離合齒，執行角度分割時盤面沒有升降動作，再加上紮實的密封結構，在大量的切削液的使用場所，也不會讓粉屑和切削液滲入本體內。超強的剛性機構及夾持力，在重切削時能大大的發揮效果。

With Three Pieces of Hirth Coupling Gear built inside, there is no floating action during degree indexing, and the sealed structure can keep dust and cutting fluid out from the body even if much cutting fluid is used. High rigidity and gripping force increase the efficiency greatly during heavy duty cutting.

◆ 穩定與安全性高HIGH STABILITY AND SAFETY

“高感度的確認機構Clamp/ Unclamp sensor”

使用油壓驅動及高感度近接開關，確認鬆開、旋轉、鎖緊、回位的執行動作，確保運轉時的穩定及安全性。本分割台適用於專用機之心臟分度工作及工作母機的自動交換台。

Our Indexer is driven by hydraulic unit, and the clamp/unclamp sensor which executes unclamping, rotating, clamping and returning ensures stable and safe operation. It’s suitable for special purpose machine indexing and automatic changer.

◆ 動作說明DIRECTION

“三片式平面離合齒裝置之主要結構Structure of Three Pieces of Hirth Coupling Gear”

如下圖所示，三片式離合齒裝置之主要結構共分三部分：

A 離合齒(鎖固在轉盤結構上)

B 離合齒(鎖固在分割台基座結構上)

C 離合齒(上下動作之托板)

※ 如圖所示，C離合齒下降時，分割台即成為鬆開狀態，A離合齒由結構緊密的支撐著，所以轉盤在沒有升降動作情形下，精確且順暢的旋轉。

※ 當A離合齒（轉盤）完成分割定位時，C離合齒往上動作，並與A離合齒、B離合齒完全契合，形成高精確度的一體結構。

※ C離合齒有足夠的寬度與A離合齒和B離合齒完美契合，離合齒盤各齒的壓力角30°，精確的將A離合齒和B離合齒對準，經長時間使用後，精度一樣地準確。

Referring to the figure below, the Structure of Three Pieces of Hirth Coupling Gear is divided into three parts: Gear plate A (locked on the rotation plate); Gear plate B (locked and fixed on index table bottom); Gear plate C (up and down action board)

※ When Hirth Coupling Gear C descends, the index table is unclamping. With Gear plate A supported, the rotation plate rotates smoothly and accurately without vertical moving error.

※ When Gear plate A completes indexing, Gear plate C goes up and bonds to Gear plate A and B, clamping the index table.

※ Gear plate C has sufficient face width to match Gear plate A and B completely, ensuring high accuracy even after long-term using. (The pressure angle of each gear is 30°.)

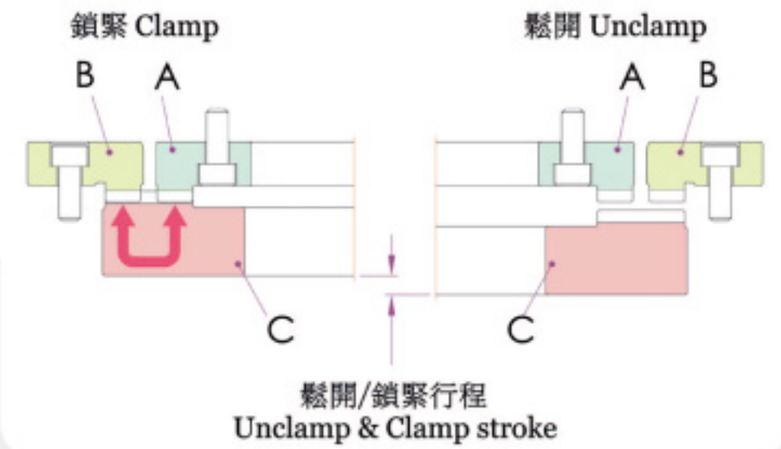

NRT series

電腦數控分度盤 CNC Rotary Table

P.8-11

NRT-A100R NRT-150R
NRT-A170R NRT-200R
NRT-250R NRT-320RV
NRT-400RV

P.12-15

NRT-B251R NRT-B321RV
NRT-B401RV NRT-B500RV
NRT-B630RV NRT-B800R

P.16-19

NRT-320H NRT-380H
NRT-500H NRT-630H
NRT-800H NRT-1500H

NXT series

電腦數控齒式分度盤 CNC Hydraulic Gear Indexer

P.20-21

NXT-250R NXT-320RV
NXT-400RV NXT-500RV

P.22-25

NXT-200H NXT-250H
NXT-380H NXT-500H
NXT-630H NXT-800H NXT-1000H

EXT series

油壓齒式分割盤 Hydraulic Coupling Gear Indexer

P.36-39

EXT-200H EXT-340H
EXT-470H EXT-600H
EXT-800H EXT-1000H

P.40-41

EXT-200V
EXT-250V
EXT-320V

P.42

EXT-385N
EXT-420N
EXT-560N

P.44

EXT-470P

刀具研磨分度頭 Indexing Head

P.45

TNC-200

直驅旋轉工作台 DD Rotary Table

P.48

DRT-300

NRTT series

電腦數控雙軸分度盤 CNC Tilting Rotary Table

P.26-33

NRTT-180 NRTT-B250
NRTT-B350 NRTT-B450 NRTT-T6350R

PRT series

臥式專用交換台 Auto Pallet Changer

P.34-35

PRT-M4075 PRT-F5085

NRS/DRS series

搖擺頭旋轉座 Swing Base of Spindle Head

P.46-47

NRS-320
DRS-400

TS/BRT series

尾座 Tailstock

P.52-57

HTS ATS
MTS BRT

電腦數控分度盤 CNC Rotary Table

- 製作技術：蝸輪採用單齒加工，比傳統的多齒一體成型機，擁有更高的品質與精度。
- 蝸輪材質：4 號鋁青銅，硬度可達到 HRB180，可延長產品壽命，延長產生背隙時間。

- Manufacturing Techniques: Compared with conventional multi-toothed machine, the single-toothed worm wheel with high techniques can assure better quality.
- Material of worm: ALBC4. The hardness is HRB180, making the product durable and prolonging the time of backlash occurrence.

NRT-A100R

型式 Model				NRT-A100R	NRT-150R	NRT-A170R	NRT-200R
盤面直徑 Table diameter			mm	Ø 100	Ø 150	Ø 170	Ø 200
基準中心孔 Center bore			mm	Ø 25 H7	Ø 40 H7	Ø 40 H7	Ø 60 H7
主軸中心穿透孔 Diameter of center through hole			mm	Ø 25	Ø 30	Ø 40	Ø 40
垂直放置中心高 Center height (vertically)			mm	100	110	135	135
水平放置總高 Overall height (horizontally)			mm	135	150	155	195
T 型槽寬度 Width of T-slot			mm	10 H7	12 H7	12 H7	12 H7
基準導槽寬 Width of guide block			mm	14 H7	14 H7	14 H7	14 H7
鎖緊裝置 Clamping device			kg/cm²	空壓 5	油壓 35	空壓 5	油壓 35
最小分割角度 Min. indexing degree			degree	0.001°	0.001°	0.001°	0.001°
分割精度（累積值）Indexing accuracy(accumulative)			arc sec	45"	45"	20"	20"
重現精度 Repeatability			arc sec	±2"	±2"	±2"	±2"
最高轉速 Max. rotation speed	轉盤 Table		rpm	33.3	33.3	33.3	22.2
	馬達 Motor		rpm	2000	2000	2000	2000
伺服馬達（選配）Servo motor (optional)	發那科 FANUC			α2i	α2i	α4i	α4i
	三菱 MITSUBISHI			HF-75T	HF-75T	HF-104T	HF-104T
	西門子 SIEMENS			1FK7042	1FK7042	1FK7063	1FK7060
	海德漢 EIDENHAIN			QSY96A	QSY96A	QSY116E	QSY116C
總齒數比 Gear ratio				1/60	1/60	1/90	1/90
容許切削扭力 Permissible cutting torque	F		kg	600	800	800	1000
	FxR		kg-m	8	16	11	24
	FxL		kg-m	16	40	40	65
容許積載荷重（均佈）Load Capacity	0°		kg	50	150	150	200
	90°		kg	25	75	70	85
淨重 Net weight			kg	25	34	55	64

NRT-A100R

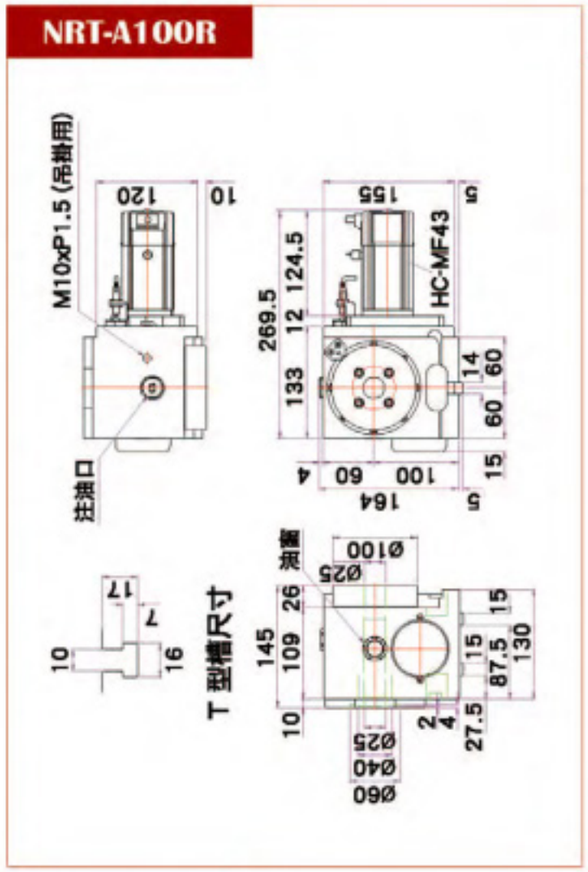

NRT-150R

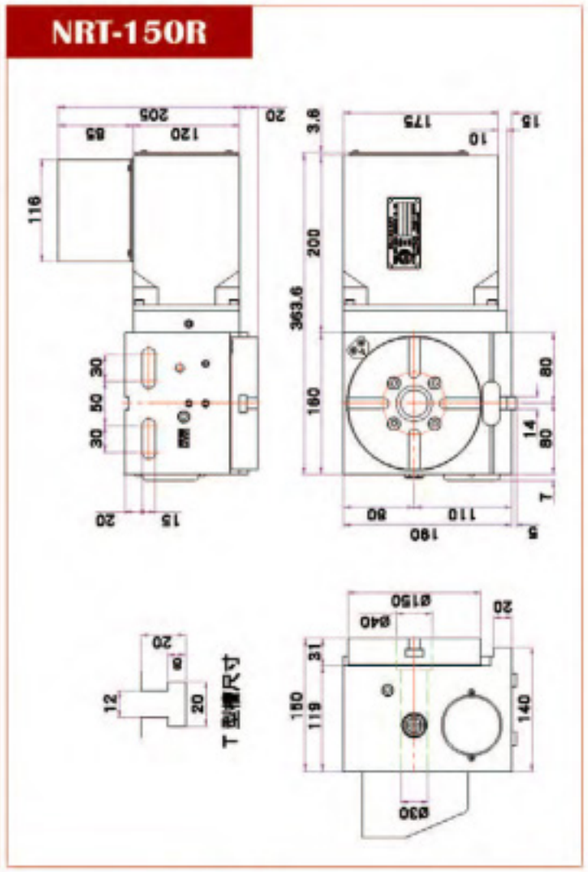

NRT-A170R

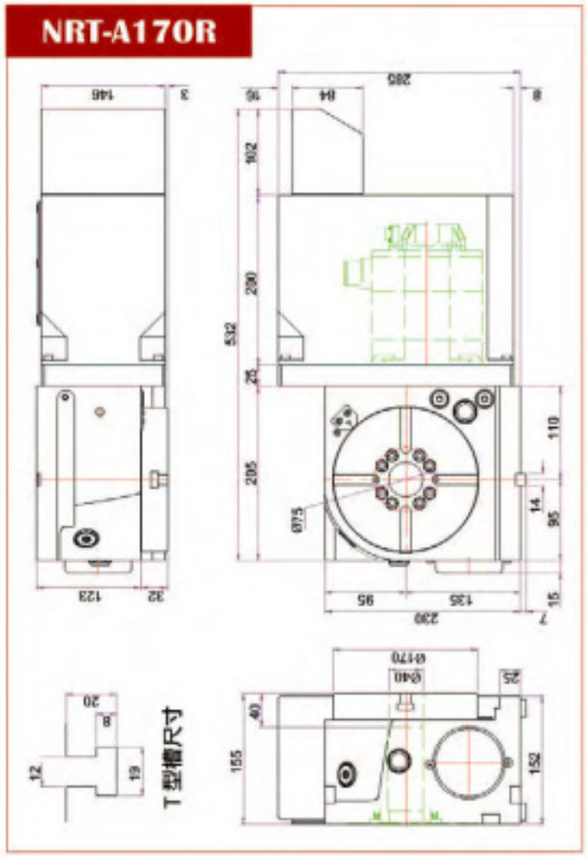

NRT-200R

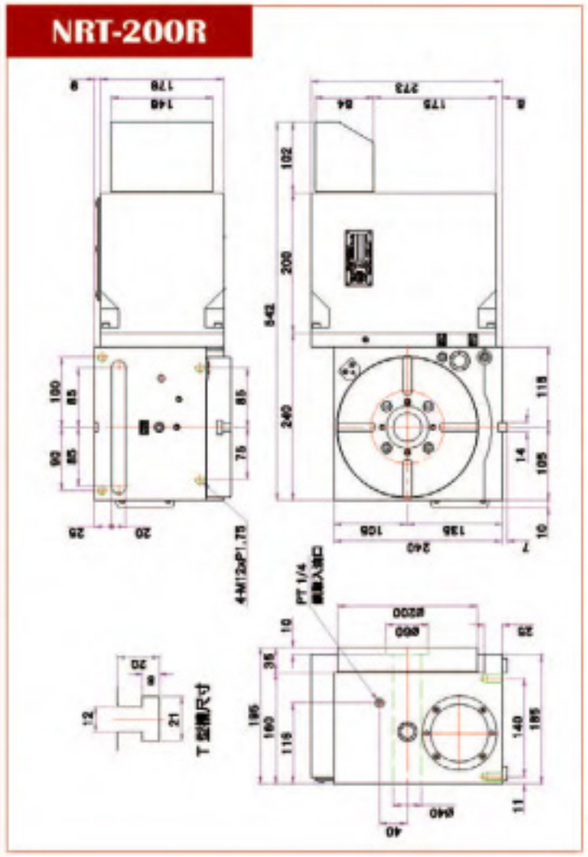

NRT-200R

NRT - (B) 250 R

- **R** 馬達右側水平放置
- **RV** 馬達右側垂直放置
- **H** 臥式機 Horizontal
- 盤面尺寸 Table diameter
- 中心大孔徑 Big through hole
- 碟片剎車 Disk-brake
- 電腦數控分度盤 CNC

型式 Model				NRT-250R	NRT-320RV	NRT-400RV
盤面直徑 Table diameter			mm	Ø 250	Ø 320	Ø 400
基準中心孔 Center bore			mm	Ø 50 H7	Ø 60 H7	Ø 60 H7
主軸中心穿透孔 Diameter of center through hole			mm	Ø 32	Ø 46	Ø 51
垂直放置中心高 Center height (vertically)			mm	170	210	250
水平放置總高 Overall height (horizontally)			mm	200	230	250
T 型槽寬度 Width of T-slot			mm	12 H7	14 H7	14 H7
基準導槽寬 Width of Guide block			mm	18 H7	18 H7	18 H7
鎖緊裝置 (油壓) Clamping device (Hydraulic)			kg/cm^2	35	35	35
最小分割角度 Min. indexing degree			degree	0.001°	0.001°	0.001°
分割精度 (累積值) Indexing accuracy(accumulative)			arc sec	15"	15"	15"
重現精度 Repeatability			arc sec	±2"	±2"	±2"
最高轉速 Max. rotation speed	轉盤 Table		rpm	16.6	16.6	11.1
	馬達 Motor		rpm	2000	2000	2000
伺服馬達 (選配) Servo motor (optional)	發那科 FANUC			α4i / α8i	α12i	α12i
	三菱 MITSUBISHI			HF-104 / 154	HF-204T	HF-204T
	西門子 SIEMENS			1FK7063	1FK7083	1FK7083
	海德漢 HEIDENHAIN			QSY116E	QSY155B	QSY155B
總齒數比 Gear ratio				1/120	1/120	1/180
容許切削扭力 Permissible cutting torque	F		kg	1400	1700	2000
	FxR		kg-m	50	85	180
	FxL		kg-m	85	110	180
容許積載荷重 (均佈) Load Capacity	0°		kg	200	350	500
	90°		kg	85	150	200
淨重 Net weight			kg	90	220	254

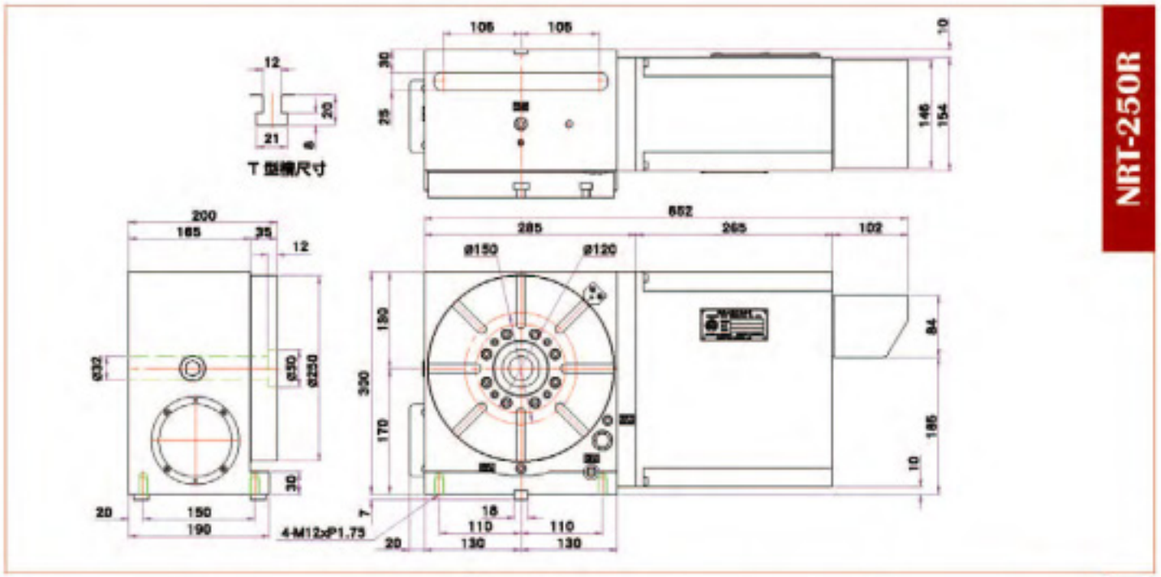

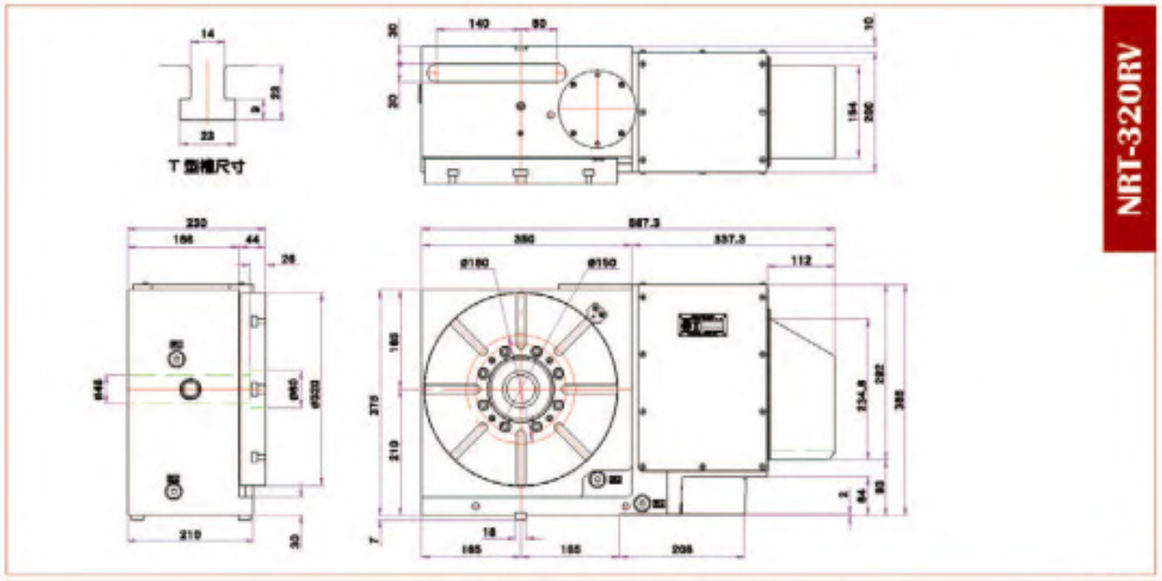

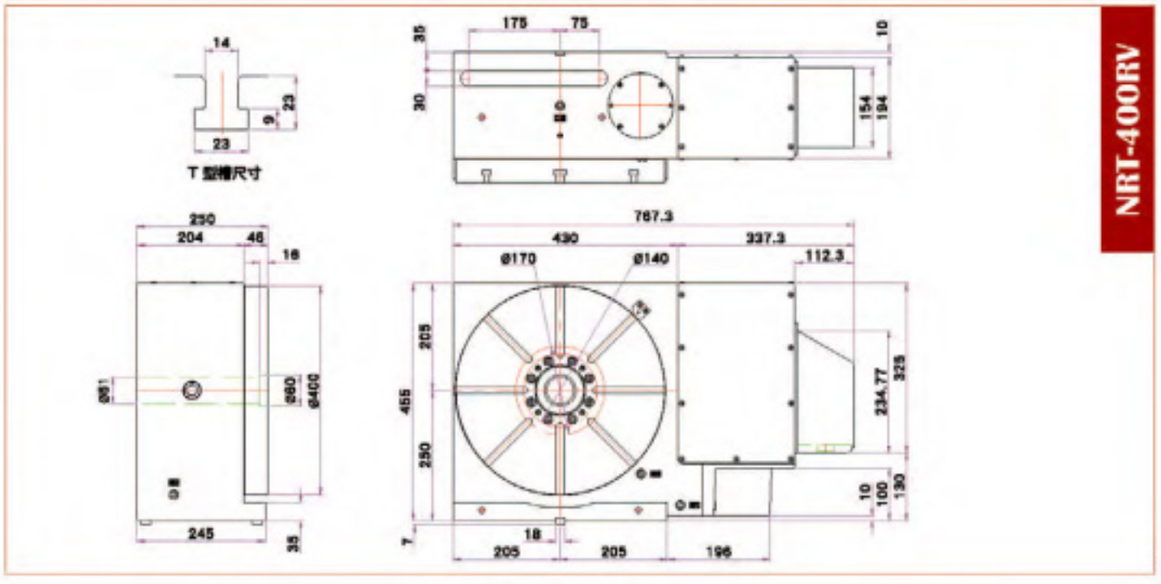

電腦數控分度盤 CNC Rotary Table

NRT-B251RV



NRT-B321RV

型式 Model				NRT-B251R	NRT-B321RV	NRT-B401RV
盤面直徑 Table diameter			mm	Ø 250	Ø 320	Ø 400
基準中心孔 Center bore			mm	Ø 100 H7	Ø 135 H7	Ø 180 H7
主軸中心穿透孔 Diameter of center through hole			mm	Ø 70	Ø 110	Ø 150
垂直放置中心高 Center height (vertically)			mm	170	210	250
水平放置總高 Overall height (horizontally)			mm	180	230	250
T 型槽寬度 Width of T-slot			mm	12 H7	14 H7	14 H7
基準導槽寬 Width of Guide block			mm	18 H7	18 H7	18 H7
鎖緊裝置 (油壓) Clamping device (Hydraulic)			kg/cm²	35	35	35
最小分割角度 Min. indexing degree			degree	0.001°	0.001°	0.001°
分割精度 (累積值) Indexing accuracy (accumulative)			arc sec	15"	15"	15"
重現精度 Repeatability			arc sec	±2"	±2"	±2"
最高轉速 Max. rotation speed	轉盤 Table		rpm	16.6	16.6	11.1
	馬達 Motor		rpm	2000	2000	2000
伺服馬達 (選配) Servo motor (optional)	發那科 FANUC			α4i / α8i	α12i	α12i
	三菱 MITSUBISHI			HF-104T	HF-204T	HF-204T
	西門子 SIEMENS			1FK7053	1FK7083	1FK7083
	海德漢 HEIDENHAIN			QSY116E	QSY155B	QSY155B
總齒數比 Gear ratio				1/120	1/120	1/180
容許切削扭力 Permissible cutting torque	FxR		kg-m	100	180	280
容許積載荷重 (均佈) Load Capacity	0°		kg	250	400	500
	90°		kg	125	200	250
淨重 Net weight			kg	80	166	280

NRT-B251R

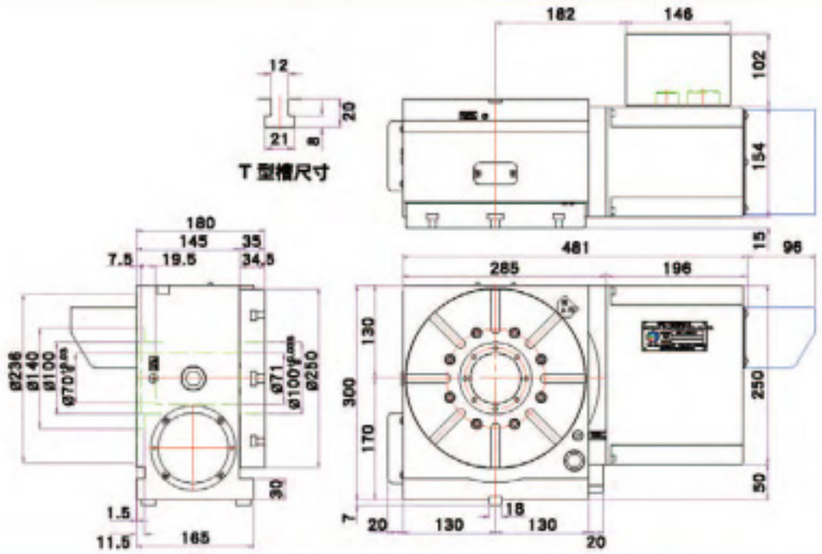

NRT-B321RV

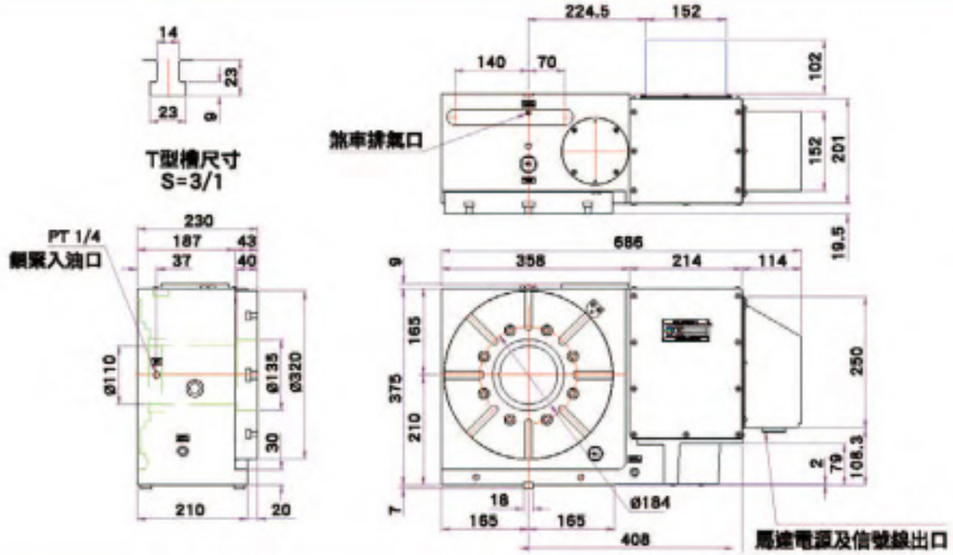

NRT-B401RV

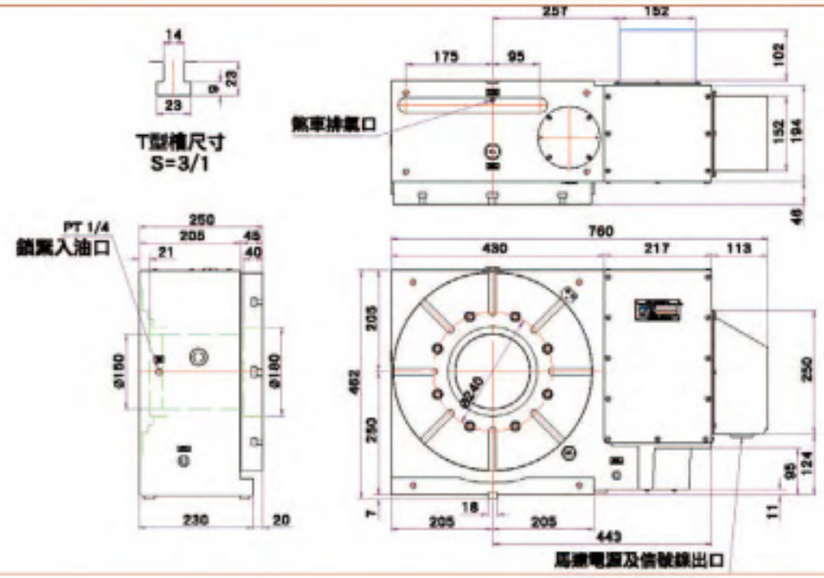

NRT-800R

NRT-100R-T4 (特製)

型式 Model				NRT-B500RV	NRT-B630RV	NRT-B800R
盤面直徑 Table diameter			mm	Ø 500	Ø 630	Ø 800
基準中心孔 Center bore			mm	Ø 210 H7	Ø 270 H7	Ø 400 H7
主軸中心穿透孔 Diameter of center through hole			mm	Ø 182	Ø 240	Ø 320
垂直放置中心高 Center height (vertically)			mm	310	400	885
水平放置總高 Overall height (horizontally)			mm	300	325	370
T 型槽寬度 Width of T-slot			mm	18 H7	18 H7	22 H7
基準導槽寬 Width of Guide block			mm	18 H7	18 H7	x
鎖緊裝置 (油壓) Clamping device (Hydraulic)			kg/cm²	35	35	35
最小分割角度 Min. indexing degree			degree	0.001°	0.001°	0.001°
分割精度 (累積值) Indexing accuracy(accumulative)			arc sec	15"	15"	15"
重現精度 Repeatability			arc sec	±2"	±2"	±2"
最高轉速 Max. rotation speed	轉盤 Table		rpm	11.1	11.1	8.3
	馬達 Motor		rpm	2000	2000	2000
伺服馬達 (選配) Servo motor (optional)	發那科 FANUC			α12i	α22i	α22i
	三菱 MITSUBISHI			HF-204T	HF-354T	HF-354T
	西門子 SIEMENS			1FK7083	1FK7101	1FK7101
	海德漢 HEIDENHAIN			QSY155B	QSY155D	QSY155D
總齒數比 Gear ratio				1/180	1/180	1/240
容許切削扭力 Permissible cutting torque	F		kg	2300	2600	3000
	FxR		kg-m	350	580	700
	FxL		kg-m	350	580	700
容許積載荷重 (均佈) Load Capacity	0°		kg	600	1000	1500
	90°		kg	300	400	700
淨重 Net weight			kg	480	725	1250

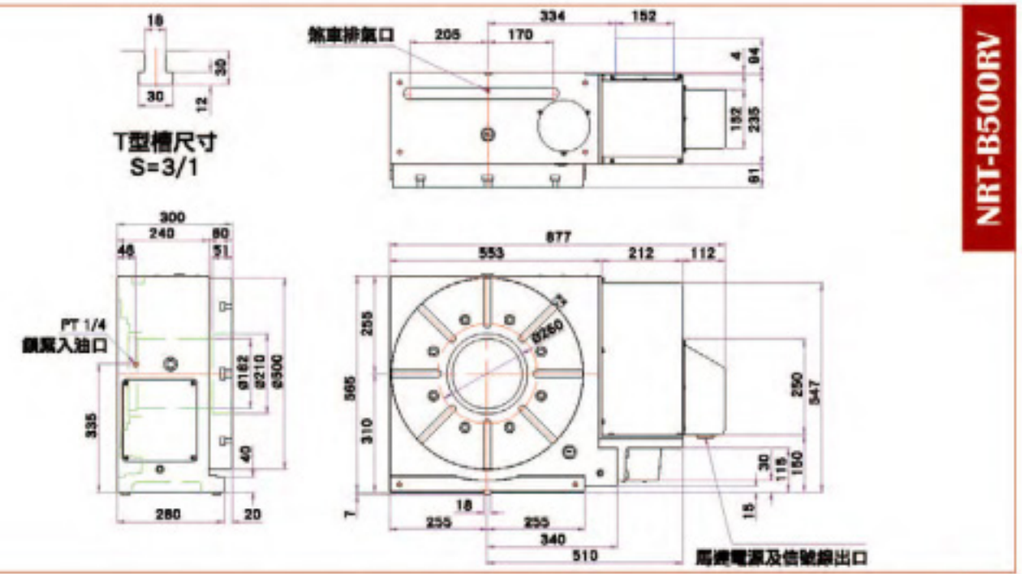

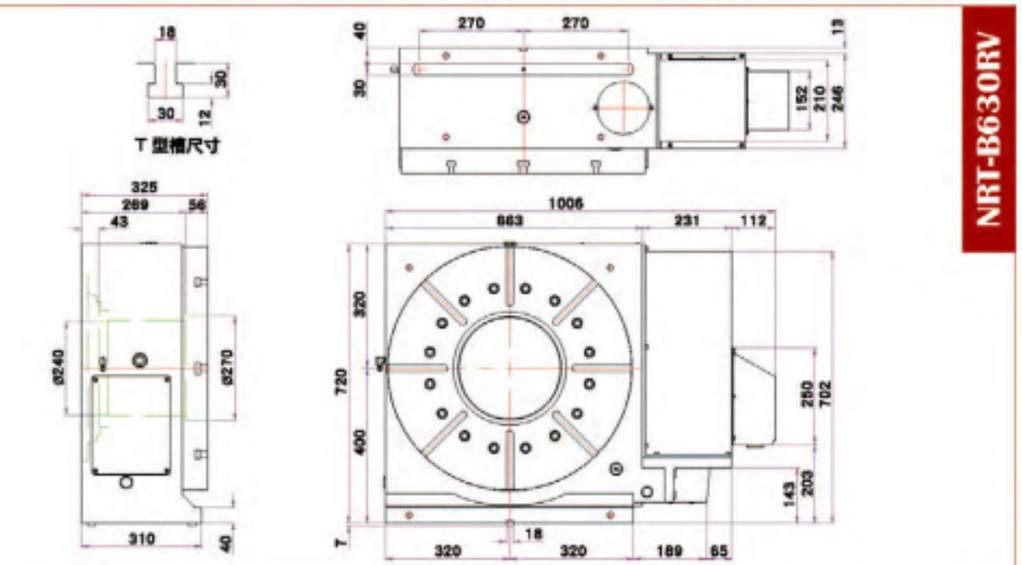

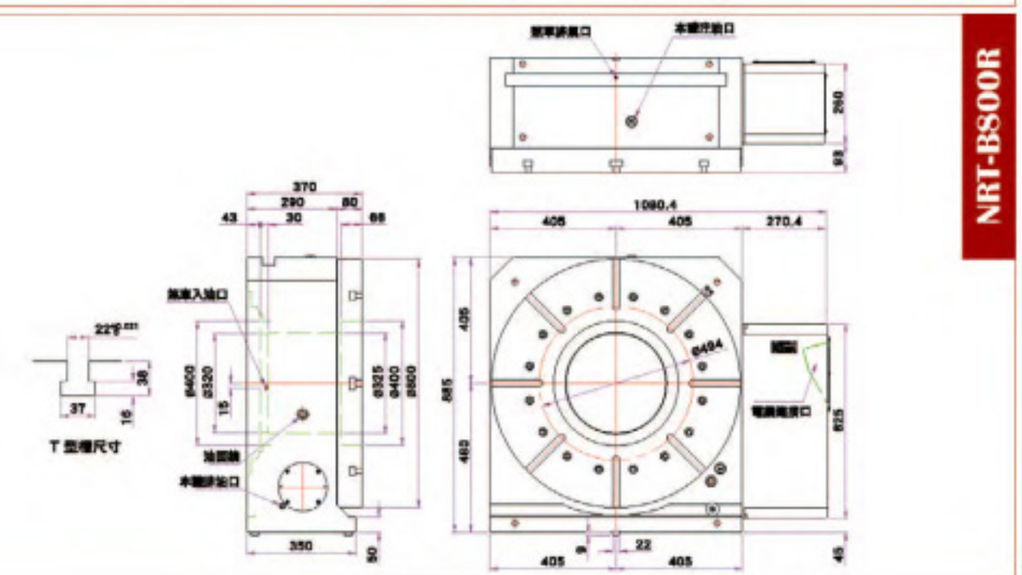

電腦數控分度盤 CNC Rotary Table

NRT-320H (鑽孔型)



NRT-500H (鑽孔型)

型式 Model			NRT-320H	NRT-380H	NRT-500H
工作台尺寸 Table size (L x W)		mm	Ø 320	380 x 380	500 x 500
基準中心孔 Diameter of table center hole		mm	Ø 60	Ø 60	x
總高度 Overall height		mm	235	270	320
T 型槽寬度 Width of T-slot		mm	14	18	x
鎖緊裝置 (油壓) Clamping device (Hydraulic)		kg/cm^2	35	30~50	35~50
最小分割角度 Min. indexing degree		degree	0.001°	0.001°	0.001°
分割精度 (累積值) Indexing accuracy (accumulative)		arc sec	15"	15"	15"
重現精度 Repeatability		arc sec	±2"	±2"	±2"
最高轉速 Max. rotation speed	轉盤 Table	rpm	16.6	16.6	11.1
	馬達 Motor	rpm	2000	2000	2000
伺服馬達 (選配) Servo motor (optional)	發那科 FANUC		α4i	β8i	α12i
總齒數比 Gear ratio			1/120	1/120	1/180
容許切削扭力 Permissible cutting torque		kg	85	85	350
容許積載荷重 (均佈) Load Capacity		kg	350	350	600
淨重 Net weight		kg	176	235	450

* 盤面可做圓盤或方盤 /T 槽或鑽孔，均可依客戶需求設計。

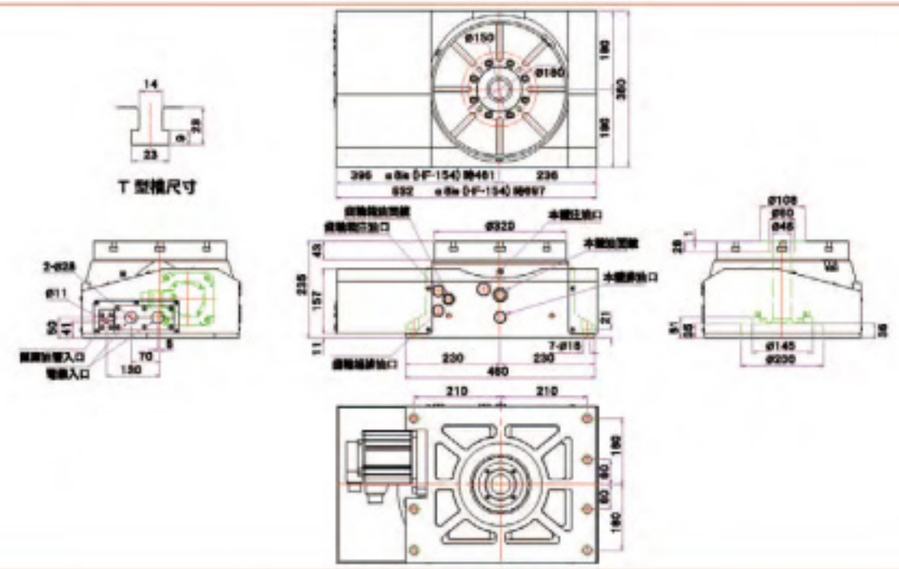

NRT-320H

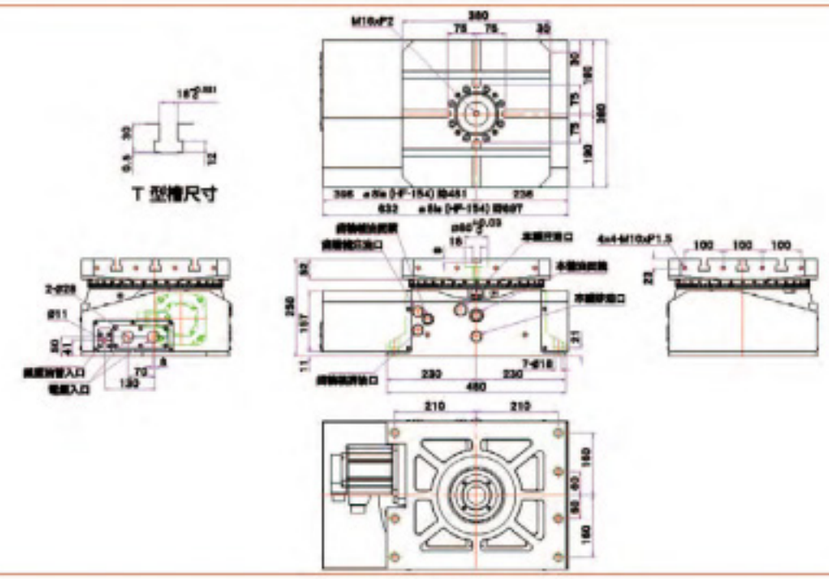

NRT-380H

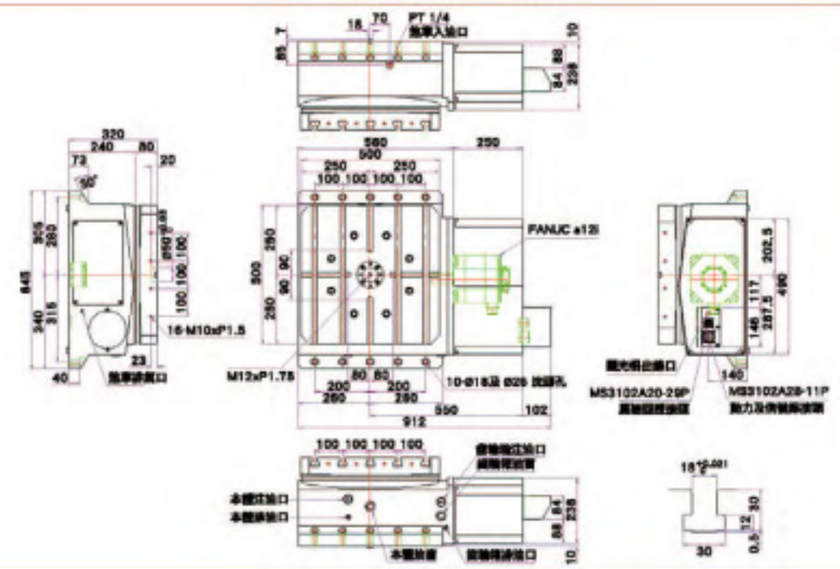

NRT-500H

電腦數控分度盤 CNC Rotary Table



NRT-800H (鑽孔型)



NRT-1500H

型式 Model			NRT-630H	NRT-800H	NRT-1500H
工作台尺寸 Table size (L x W)		mm	630 x 630	800 x 800	1500 x 1500
基準中心孔 Diameter of table center hole		mm	Ø 50	Ø 100	Ø 100 H7
總高度 Overall height		mm	360	400	430
T 型槽寬度 Width of T-slot		mm	18	22	28
鎖緊裝置 (油壓) Clamping device (Hydraulic)		kg/cm²	35	35	35
最小分割角度 Min. indexing degree		degree	0.001°	0.001°	0.001°
分割精度 (累積值) Indexing accuracy (accumulative)		arc sec	15"	15"	7.5"
重現精度 Repeatability		arc sec	±2"	±2"	±2"
最高轉速 Max. rotation speed	轉盤 Table	rpm	11.1	8.3	2.77
	馬達 Motor	rpm	2000	2000	2000
伺服馬達 (選配) Servo motor (optional)	發那科 FANUC		α12i / α22i	α22i	α22i
總齒數比 Gear ratio			1/180	1/240	1/720
容許切削扭力 Permissible cutting torque		kg	580	800	1000
容許積載荷重 (均佈) Load Capacity		kg	800	1500	10000
淨重 Net weight		kg	950	1400	4010

* 盤面可做圓盤或方盤 /T 槽或鑽孔，均可依客戶需求設計。

NRT-630H

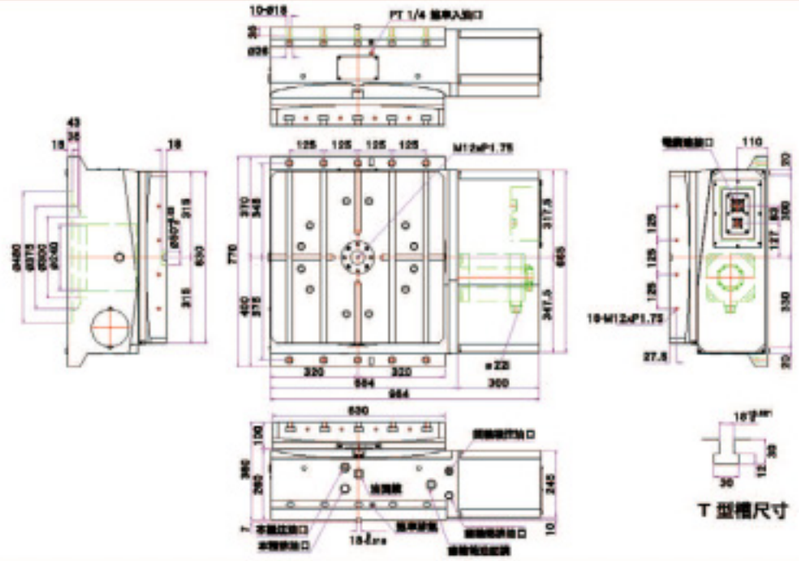

NRT-800H

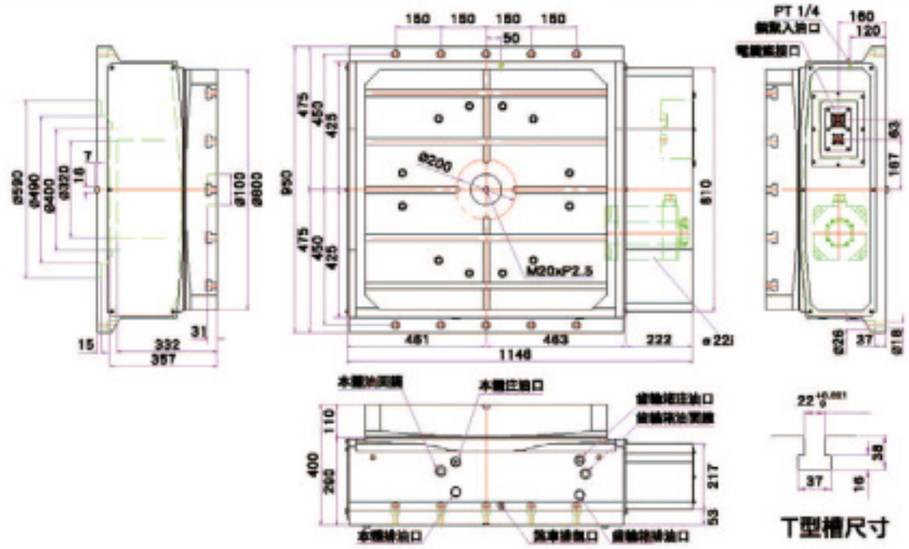

NRT-1500H

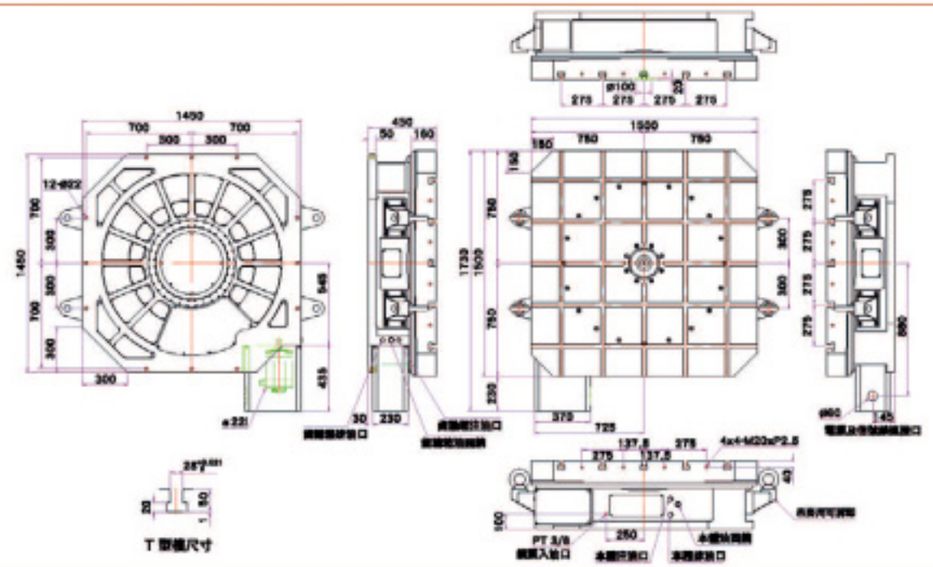

電腦數控齒式分割盤 CNC Hydraulic Coupling Gear Indexer

NXT-250R

NXT-320RV

型式 Model				NXT-250R		NXT-320RV		NXT-400RV		NXT-500RV	
盤面直徑 Table diameter			mm	Ø 250		Ø 320		Ø 400		Ø 500	
基準中心孔 Center bore			mm	Ø 55 H7		Ø 100 H7		Ø 120 H7		Ø 120 H7	
主軸中心穿透孔 Diameter of center through hole			mm	Ø 30		Ø 80		Ø 80		Ø 90	
垂直放置中心高 Center height (vertically)			mm	170		230		250		310	
水平放置總高 Overall height (horizontally)			mm	200		240		265		300	
T 型槽寬度 Width of T-slot			mm	12 H7		14 H7		14 H7		18 H7	
基準導槽寬 Width of Guide block			mm	18 H7		18 H7		18 H7		18 H7	
鎖緊裝置 (油壓) Clamping device (Hydraulic)			kg/cm²	35		35		35		35	
最小分割角度 Min. indexing degree			degree	5°	1°	5°	1°	5°	1°	5°	1°
等分割數 Table division				72	360	72	360	72	360	72	360
分割精度 (累積值) Indexing accuracy(accumulative)			arc sec	4"		4"		4"		4"	
重現精度 Repeatability			arc sec	±1"		±1"		±1"		±1"	
最高轉速 Max. rotation speed	轉盤 Table		rpm	16.6		27.7	16.6	16.6		11.1	
	馬達 Motor		rpm	2000		2000		2000		2000	
伺服馬達 (選配) Servo motor (optional)	發那科 FANUC			α8i		α12i		α12i		α12i	
	三菱 MITSUBISHI			HF-104 / 154		HF-204T		HF-204T		HF-204T	
	西門子 SIEMENS			1FK7063		1FK7083		1FK7083		1FK7083	
	海德漢 HEIDENHAIN			QSY116E		QSY155B		QSY155B		QSY155B	
總齒數比 Gear ratio				1/120		1/72	1/120	1/120		1/180	
鎖緊扭力 Clamping torque	F		kg	1850		3300		4050		4050	
	FxR		kg-m	180		430		650		650	
	FxL		kg-m	110		250		415		415	
容許積載荷重 (均佈) Load Capacity	0°		kg	300		350		500		600	
	90°		kg	125		175		250		300	
淨重 Net weight			kg	94		178		300		420	

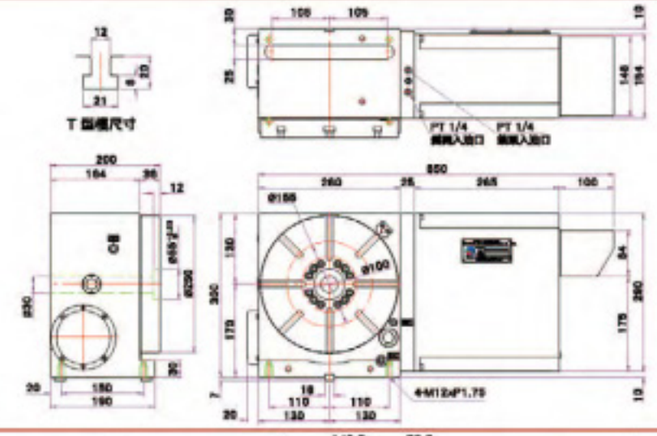

NXT-250R

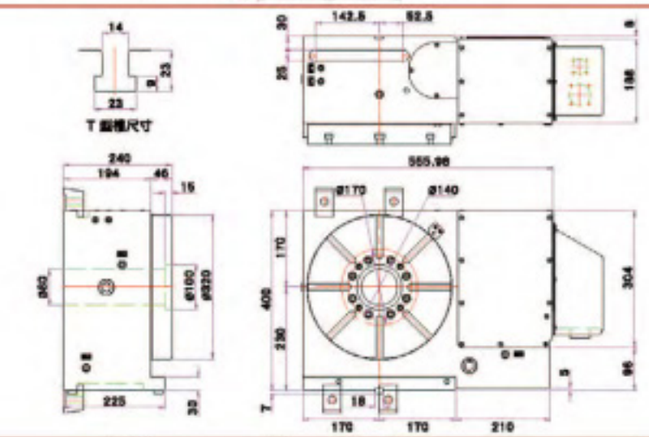

NXT-320RV

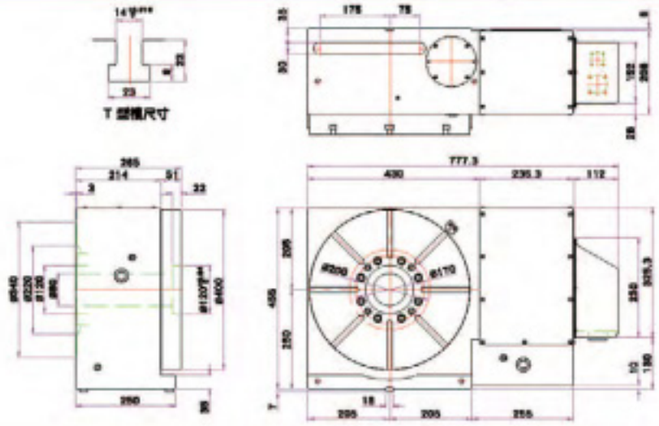

NXT-400RV

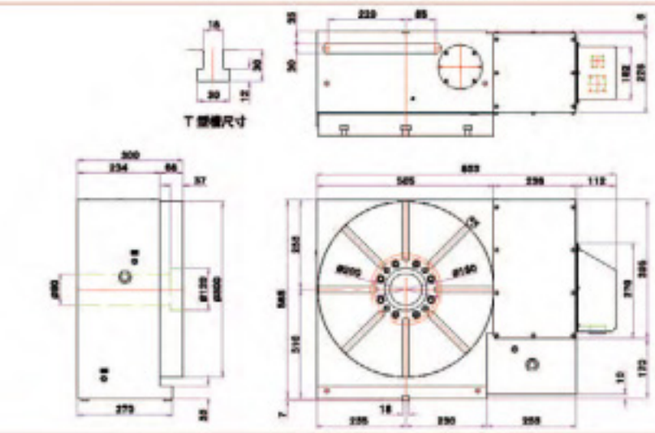

NXT-500RV

NXT-200H

NXT - 250 H - 1

- 最小分割角度 Min. index degree **1°** or **5°**
- **R** 馬達右側水平放置
- **RV** 馬達右側垂直放置
- **H** 臥式機 Horizontal
- 盤面尺寸 Table diameter
- CNC 油壓齒式分割盤 CNC hydraulic gear indexer

型式 Model				NXT-200H	NXT-250H		NXT-380H		NXT-500H	
盤面尺寸 Table diameter (L x W)			mm	Ø 200	Ø 250		Ø 380		500 x 500	
盤面主軸中心孔 Diameter of pallet center hole			mm	Ø 16 H7	Ø 55 H7		Ø 60 H7		Ø 50 H7	
機台總高 Overall height of table			mm	215	200		240		280	
盤面 T 型槽寬度 Width of pallet T-slot			mm	X	12		14 H7		18 H7	
基準導槽寬 Width of Guide block			mm	X	18		x		18 H7	
鎖緊裝置 (油壓) Clamping device (Hydraulic)			kg/cm²	30	35		35		35	
最小分割角度 Min. indexing degree			degree	15°	5°	1°	5°	1°	5°	1°
等分割數 Table division				24	72	360	72	360	72	360
分割精度 (累積值) Indexing accuracy(accumulative)			arc sec	4"	4"		4"		4"	
重現精度 Repeatability			arc sec	±1"	±1"		±1"		±1"	
最高轉速 Max. rotation speed	轉盤 Table		rpm	22.2	16.6		16.6		16.6	
	馬達 Motor		rpm	2000	2000		2000		2000	
伺服馬達 (選配) Servo motor (optional)	發那科 FANUC			α4i	α8i		α8i		α12i	
	三菱 MITSUBISHI			HC-SFS102	HF-104/154		HF-154		HF-204	
	西門子 SIEMENS			1FK7053	1FK7063		1FK7063		1FK6083	
總齒數比 Gear ratio				1/90	1/120		1/120		1/120	
鎖緊扭力 Clamping torque	F		kg	1000	1500		2000		4050	
	FxR		kg-m	95	300		400		650	
容許積載荷重 (均佈) Load Capacity	0°		kg	120	300		350		1200	
淨重 Net weight			kg	50	198		210		300	

* 盤面可做圓盤或方盤 /T 槽或鎖孔，均可依客戶需求設計。

NXT-200H

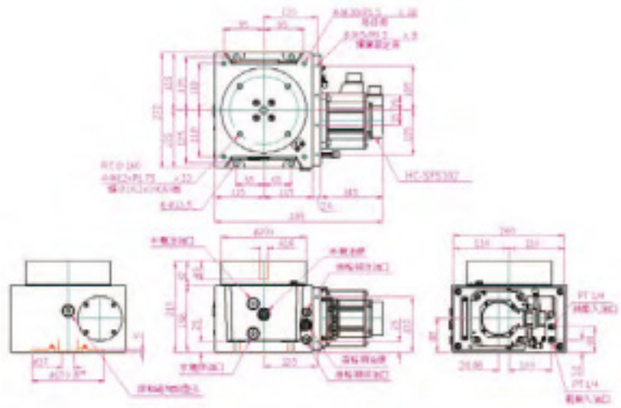

NXT-250H

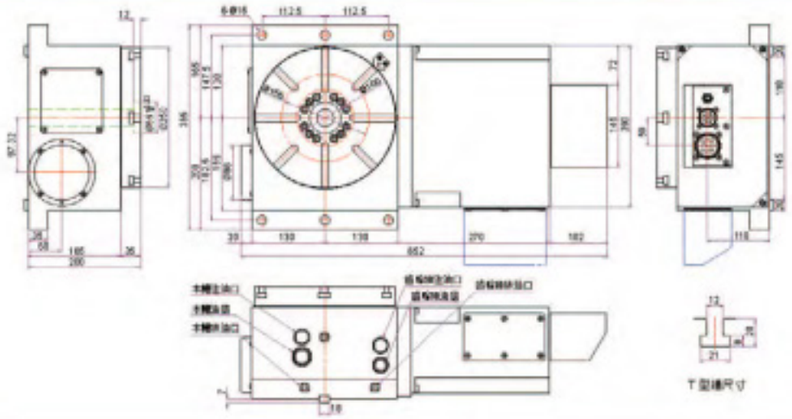

NXT-380H

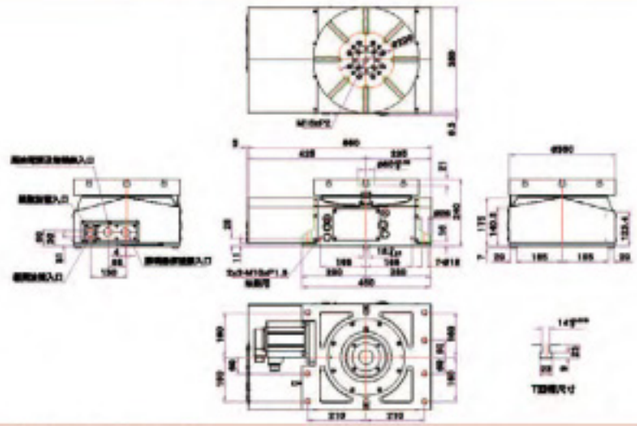

NXT-500H

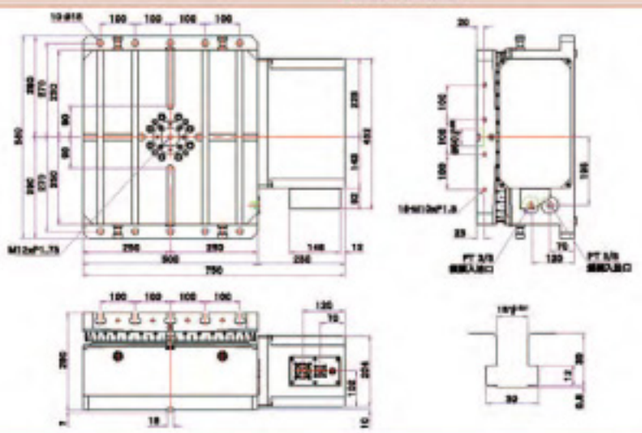



NXT-500H



NXT-800HC

型式 Model				NXT-630H		NXT-800H		NXT-1000H	
盤面尺寸 Table diameter (L x W)			mm	630 x 630		800 x 800		1000 x 1000	
盤面主軸中心孔 Diameter of Pallet center hole			mm	Ø 50 H7		Ø 60 H7		Ø 60 H7	
機台總高 Overall height of table			mm	320		380		410	
盤面 T 型槽寬度 Width of pallet T-slot			mm	20 H7		22 H7		22 H7	
基準導槽寬 Width of Guide block			mm	20 H7		20 H7		20 H7	
鎖緊裝置 (油壓) Clamping device (Hydraulic)			kg/cm²	35		35		35	
最小分割角度 Min. indexing degree			degree	5°	1°	5°	1°	5°	1°
等分割數 Table division				72	360	72	360	72	360
分割精度 (累積值) Indexing accuracy(accumulative)			arc sec	4"		4"		4"	
重現精度 Repeatability			arc sec	±1"		±1"		±1"	
最高轉速 Max. rotation speed	轉盤 Table		rpm	11.1		11.1		8.33	
	馬達 Motor		rpm	2000		2000		2000	
伺服馬達 (選配) Servo motor (optional)	發那科 FANUC			α12i		α22i		α22i	
	三菱 MITSUBISHI			HF-204S		HF-354S		HF-354S	
	西門子 SIEMENS			1FK6083		1FK6101		1FK6101	
總齒數比 Gear ratio				1/180		1/180		1/240	
鎖緊扭力 Clamping torque	F		kg	7500		11350		18900	
	FxR		kg-m	1450		3400		8000	
容許積載荷重 (均佈) Load Capacity	0°		kg	2500		4000		5000	
淨重 Net weight			kg	550		1000		1970	

* 盤面可做圓盤或方盤 /T 槽或鑽孔，均可依客戶需求設計。

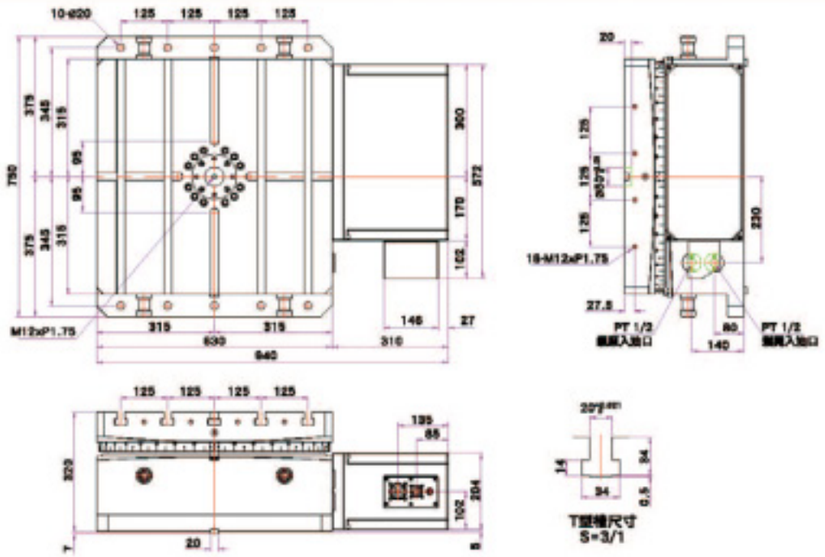

NXT-630H

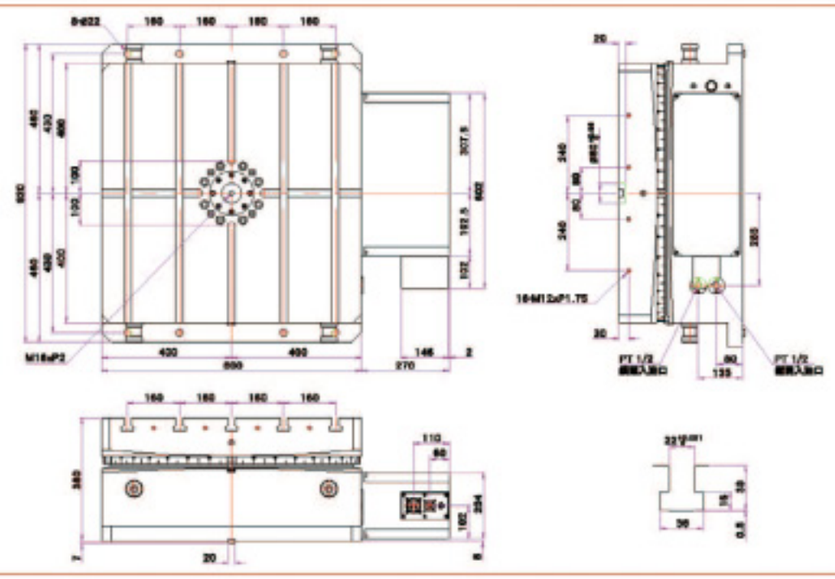

NXT-800H

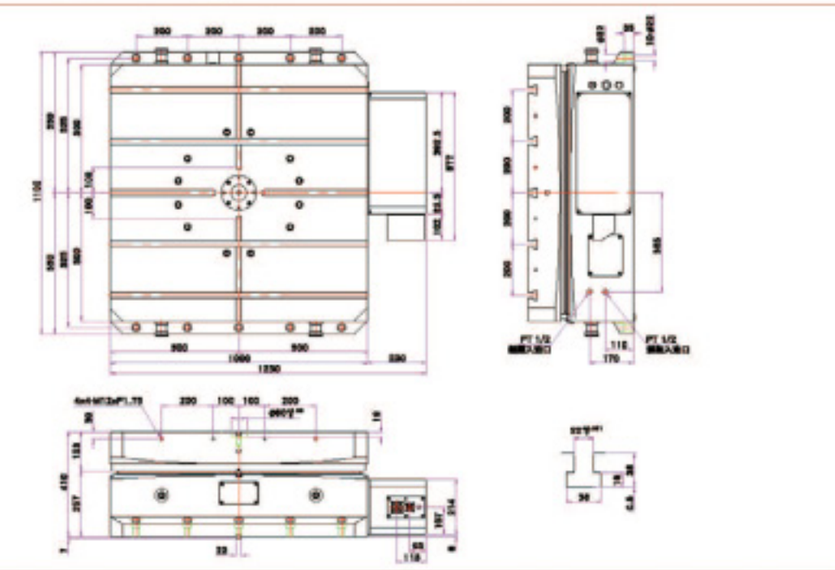

NXT-1000H

電腦數控雙軸分度盤 CNC Tilting Rotary Table

- 產品特性：配合工作母機，可作五軸同動加工；亦可配合雙軸控制器，作雙軸控制。
- Characteristics: The 5th axis can be operated synchronously with machine tools and double axis controller.

NRT T - B 250 X

- X 傾斜軸中心與 X 軸平行
- Y 傾斜軸中心與 Y 軸平行
- 盤面尺寸 Table diameter
- 中心大孔徑 Big through hole
- 電腦數控分度盤 CNC
- 傾斜軸 Tilting axis

型式 Model				NRTT-180X(Y)	
傾斜角度 Tilting range			degree	-110°~+110°	
盤面直徑 Table diameter			mm	Ø 180	
轉盤高度 (0°位置) Table height at 0°position			mm	250	
中心高度 (90°位置) Center height at 90°position			mm	180	
中心孔 Center bore	基準中心孔 Nose diameter		mm	Ø65H7	
	中心穿透孔 Thru diameter		mm	Ø 40	
轉盤 T 型槽寬度 Width of table T-slot			mm	12 H7	
基準導槽寬 Width of guide block			mm	18	
伺服馬達 (FANUC) Servo motor (by FANUC) 最高轉速 2000rpm Max. speed 2000 rpm				旋轉軸 Rotating	傾斜軸 Tilting
				α2i	α2i
轉盤最高轉速 Max. table rotation speed			rpm	22.2	16.6
總齒數比 Gear ratio				1/90	1/120
最小設定單位 Min. increment			degree	0.001°	0.001°
分割精度 Indexing accuracy			arc sec	±10"	±30"
重現精度 Repeatability			arc sec	4"	4"
鎖緊裝置 (油壓) Clamping device (Hydraulic)			kg/cm²	35	35
鎖緊扭力 Clamping torque			kg-m	100	100
容許切削扭力 Permissible Cutting Force	F		kg	800	
	F x R		kg-m	50	
	F x L		kg-m	50	
傾斜擺動扭力 Tilt swing torque	W x L		kg-m	4	
容許積載荷重 Load Capacity	0°		kg	60	
	0°~90°		kg	40	
淨重 Net weight			kg	142	

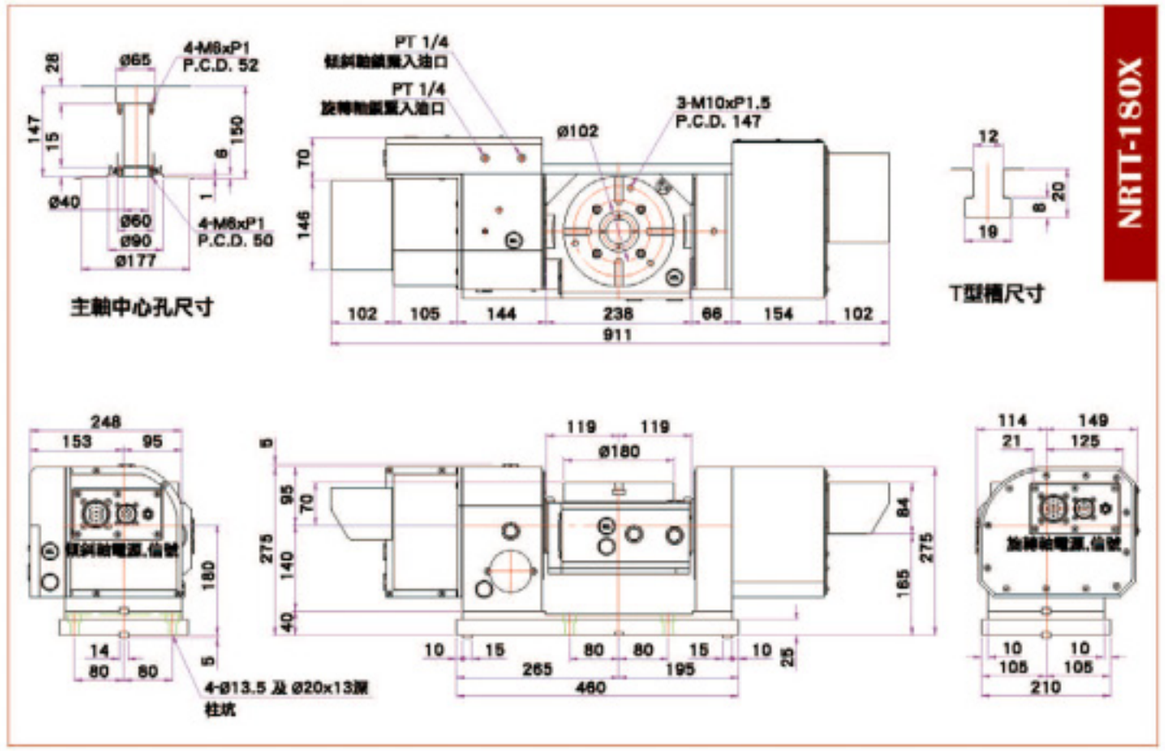

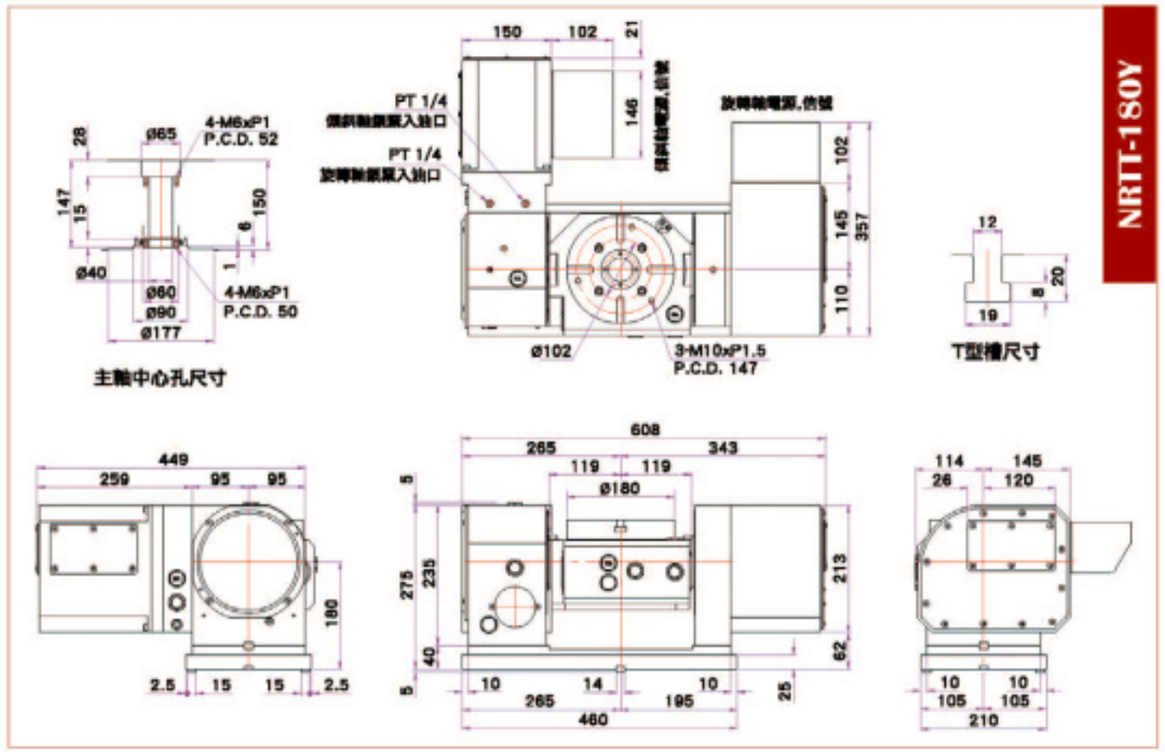

電腦數控雙軸分度盤 CNC Tilting Rotary Table



傾斜軸中心與 X 軸平行
The center of tilting axis paralleled the X-axle.

傾斜軸中心與 Y 軸平行
The center of tilting axis paralleled the Y-axle.

型式 Model				NRTT-B250X(Y)	
傾斜角度 Tilting range			degree	-110°~+110°	
盤面直徑 Table diameter			mm	Ø 250	
轉盤高度 (0°位置) Table height at 0°position			mm	310	
中心高度 (90°位置) Center height at 90°position			mm	225	
中心孔 Center bore	基準中心孔 Nose diameter		mm	Ø100H7	
	中心穿透孔 Thru diameter		mm	Ø 70	
轉盤 T 型槽寬度 Width of table T-slot			mm	12 H7	
基準導槽寬 Width of guide block			mm	18	
伺服馬達 (FANUC) Servo motor (by FANUC) 最高轉速 2000rpm Max. speed 2000 rpm				旋轉軸 Rotating	傾斜軸 Tilting
				α8i	α4i
轉盤最高轉速 Max. table rotation speed			rpm	16.6	11.1
總齒數比 Gear ratio				1/120	1/180
最小設定單位 Min. increment			degree	0.001°	0.001°
分割精度 Indexing accuracy			arc sec	15"	45"
重現精度 Repeatability			arc sec	4"	4"
鎖緊裝置 (油壓) Clamping device (Hydraulic)			kg/cm²	35	35
鎖緊扭力 Clamping torque			kg-m	100	100
容許切削扭力 Permissible Cutting Force	F		kg	1400	
	F x R		kg-m	100	
	F x L		kg-m	100	
傾斜擺動扭力 Tilt swing torque	W x L		kg-m	11	
容許積載荷重 (均佈) Load Capacity	0°		kg	140	
	0°~90°		kg	70	
淨重 Net weight			kg	238	

NRTT-B250X

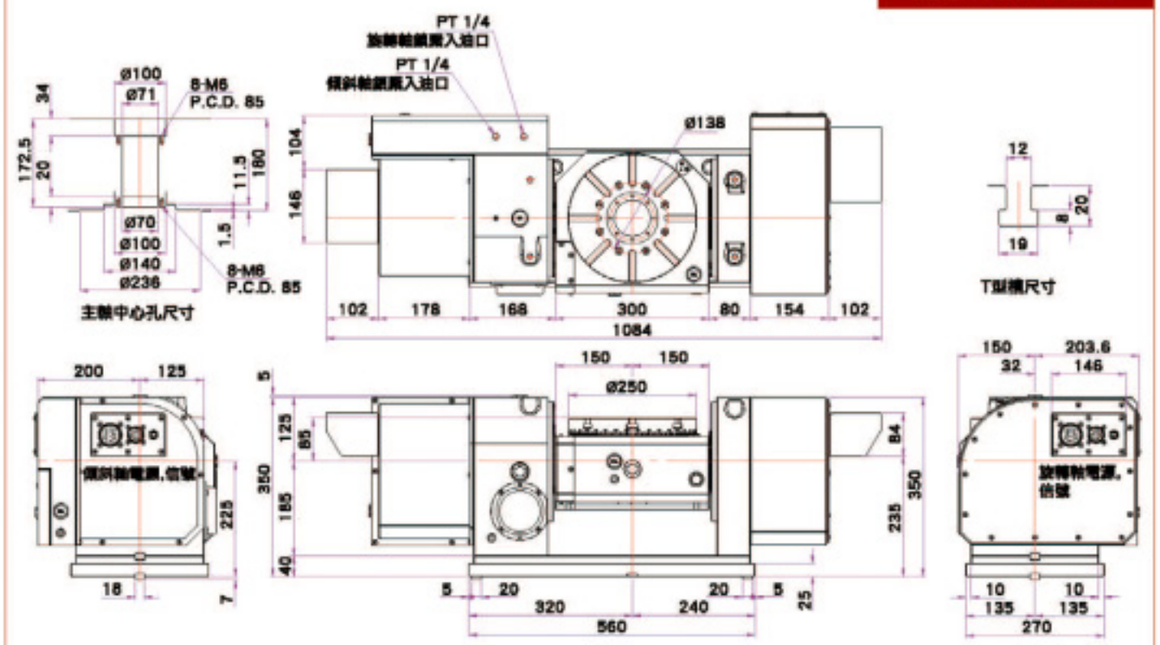

NRTT-B250Y

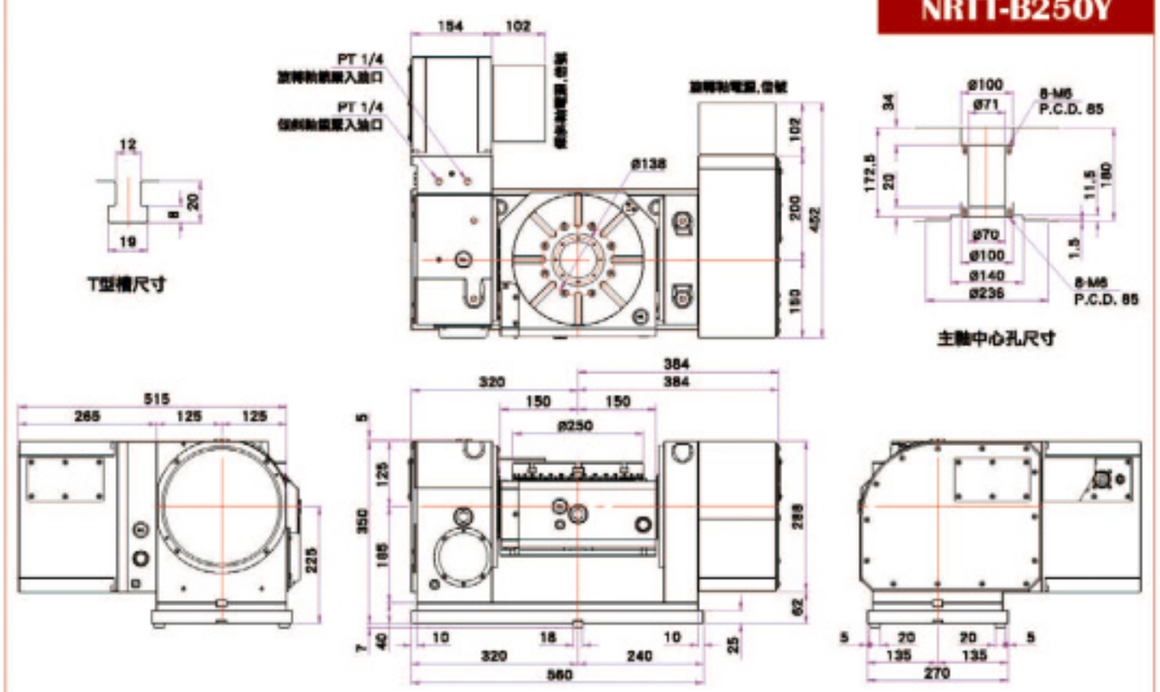

電腦數控雙軸分度盤 CNC Tilting Rotary Table

NRTT-B350X

NRTT-B250Y

型式 Model				NRTT-B350X(Y)	
傾斜角度 Tilting range			degree	-110°~+110°	
盤面直徑 Table diameter			mm	Ø 350	
轉盤高度 (0°位置) Table height at 0°position			mm	350	
中心高度 (90°位置) Center height at 90°position			mm	255	
中心孔 Center bore	基準中心孔 Nose diameter		mm	Ø135H7	
	中心穿透孔 Thru diameter		mm	Ø 110	
轉盤 T 型槽寬度 Width of table T-slot			mm	14 H7	
基準導槽寬 Width of guide block			mm	18	
伺服馬達 (FANUC) Servo motor (by FANUC) 最高轉速 2000rpm Max. speed 2000 rpm				旋轉軸 Rotating	傾斜軸 Tilting
				α8i	α8i
轉盤最高轉速 Max. table rotation speed			rpm	13.8	8.33
總齒數比 Gear ratio				1/144	1/240
最小設定單位 Min. increment			degree	0.001°	0.001°
分割精度 Indexing accuracy			arc sec	15"	45"
重現精度 Repeatability			arc sec	4"	4"
鎖緊裝置 (油壓) Clamping device (Hydraulic)			kg/cm²	35	35
鎖緊扭力 Clamping torque			kg-m	180	180
容許切削扭力 Permissible Cutting Force	F	F	kg	2000	
	F x R	F R	kg-m	180	
	F x L	F L	kg-m	180	
傾斜擺動扭力 Tilt swing torque	W x L	L	kg-m	21	
容許積載荷重 (均佈) Load Capacity	0°		kg	200	
	0°~90°		kg	100	
淨重 Net weight			kg	450	

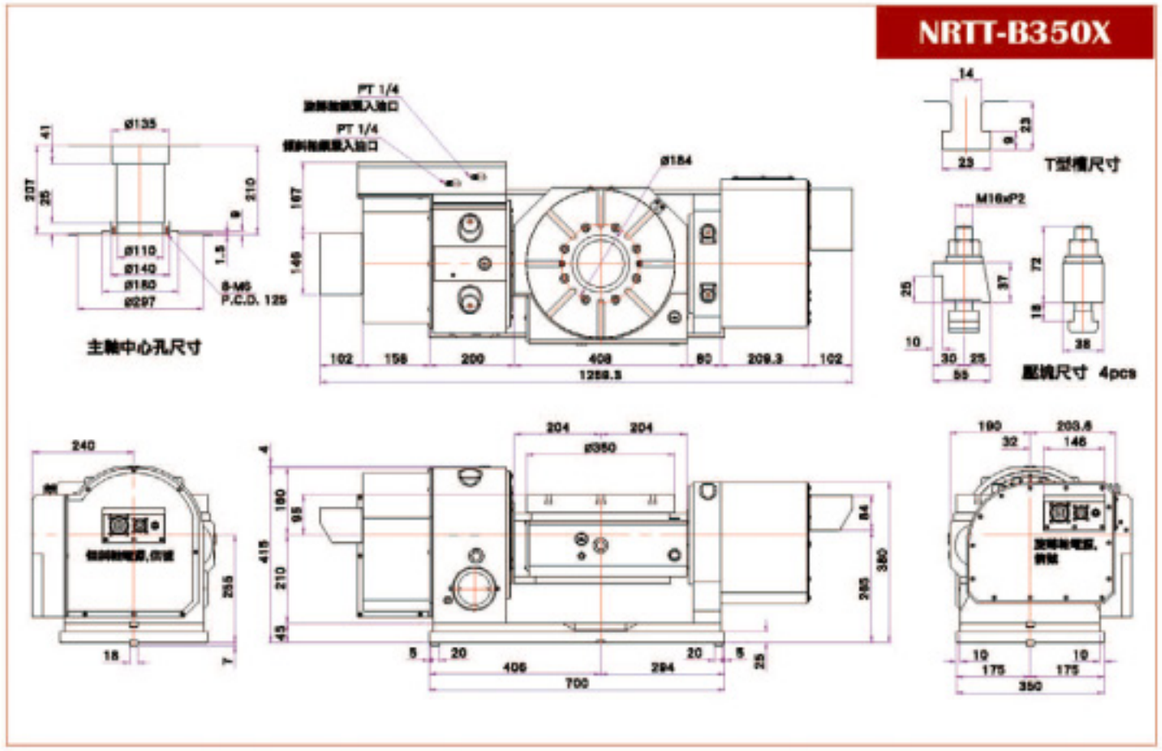

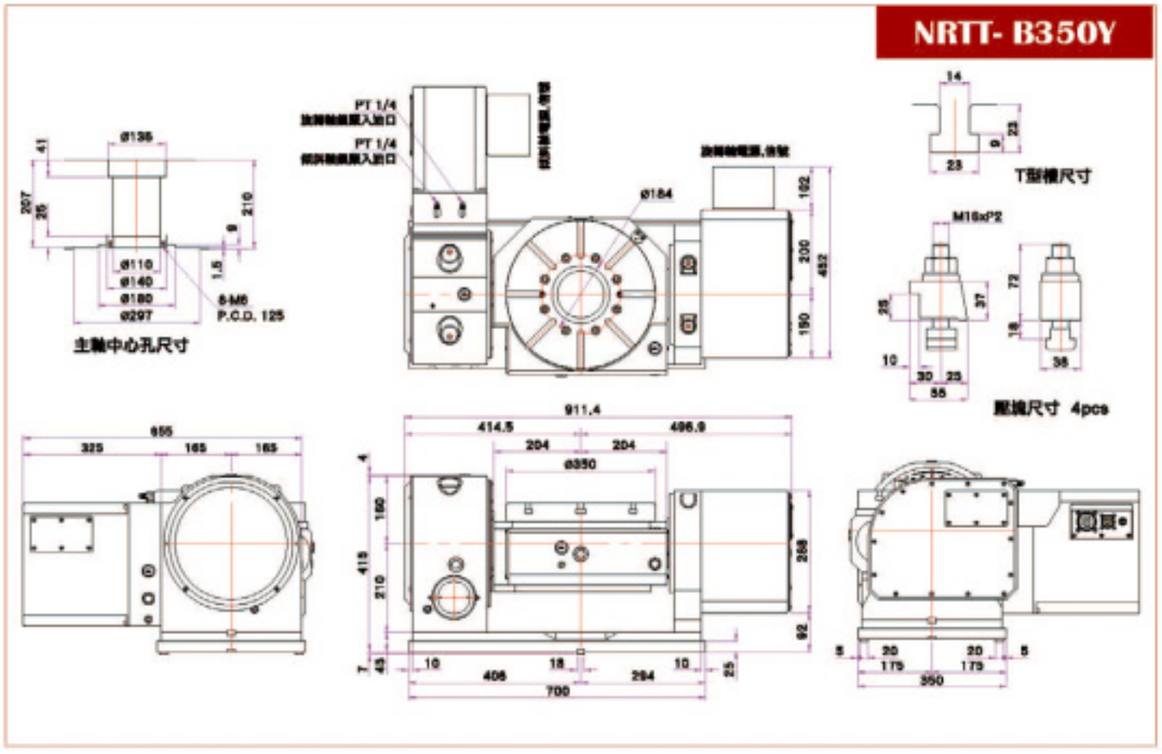

電腦數控雙軸分度盤 CNC Tilting Rotary Table



NRTT-B450



NRTT-3225 (特製款)

型式 Model				NRTT-B450		NRTT-T6350R	
傾斜角度 Tilting range			degree	-110°~+110°		+30°~ -120°	
盤面直徑 Table diameter			mm	Ø 450		Ø 800	
轉盤高度 (0°位置) Table height at 0°position			mm	400		400	
中心高度 (90°位置) Center height at 90°position			mm	400		400	
中心孔 Center bore	基準中心孔 Nose diameter		mm	Ø210H7		Ø60H7	
	中心穿透孔 Thru diameter		mm	Ø 171			
轉盤 T 型槽寬度 Width of table T-slot			mm	14 H7		18 H7	
基準導槽寬 Width of guide block			mm	18		22	
伺服馬達 Servo motor 最高轉速 2000rpm Max. speed 2000 rpm				旋轉軸 Rotating	傾斜軸 Tilting	旋轉軸 Rotating	傾斜軸 Tilting
				FANUC α12i	FANUC α12i	HEIDEN-HAIN QSY155B	HEIDEN-HAIN QSY155D
轉盤最高轉速 Max. table rotation speed			rpm	11.1	5.5	11.1	11.1
總齒數比 Gear ratio				1/180	1/360	1/180	1/180
最小設定單位 Min. increment			degree	0.001°	0.001°	0.001°	0.001°
分割精度 Indexing accuracy			arc sec	15"	60"	15"	45"
重現精度 Repeatability			arc sec	4"	4"	4"	8"
鎖緊裝置 (油壓) Clamping device (Hydraulic)			kg/cm²	35	35	35	35
鎖緊扭力 Clamping torque			kg-m	200	300	350	500
容許切削扭力 Permissible Cutting Force	F		kg	2500		2500	
	F x R		kg-m	200		300	
	F x L		kg-m	300		450	
傾斜擺動扭力 Permissible work moment	W x L		kg-m	30		100	
容許積載荷重 (均佈) Load Capacity	0°		kg	250		500	
	0°~90°		kg	150		350	
淨重 Net weight			kg	1074		1890	

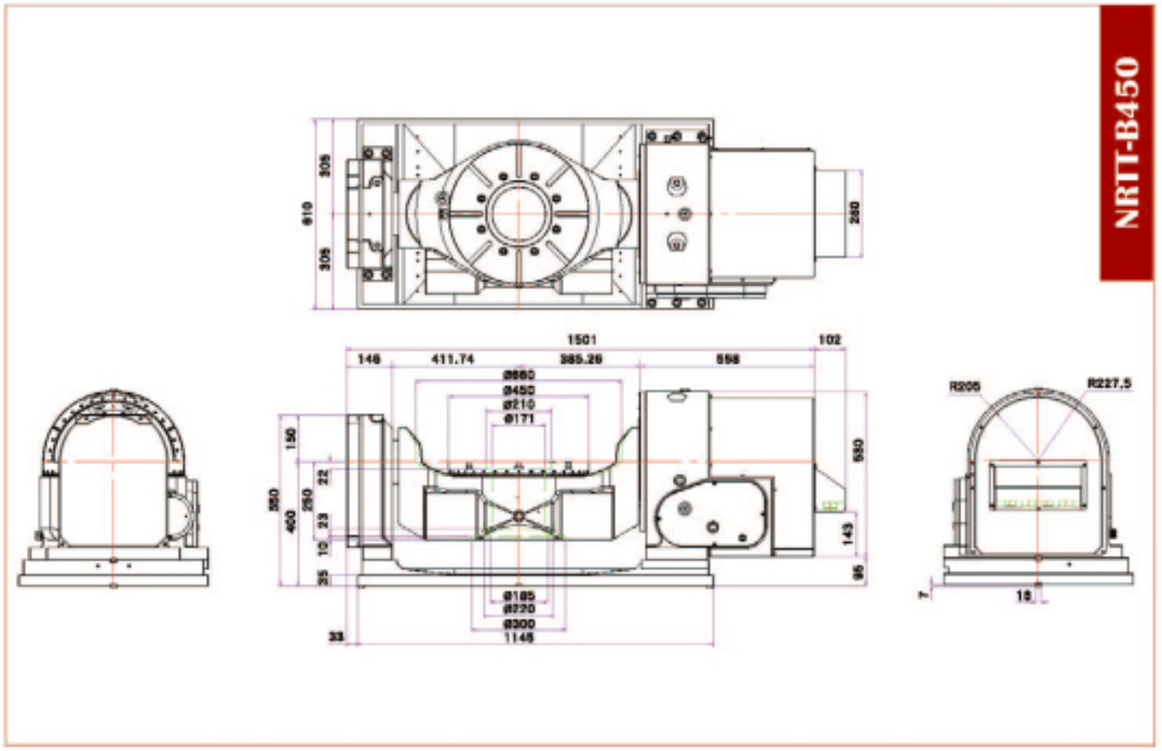

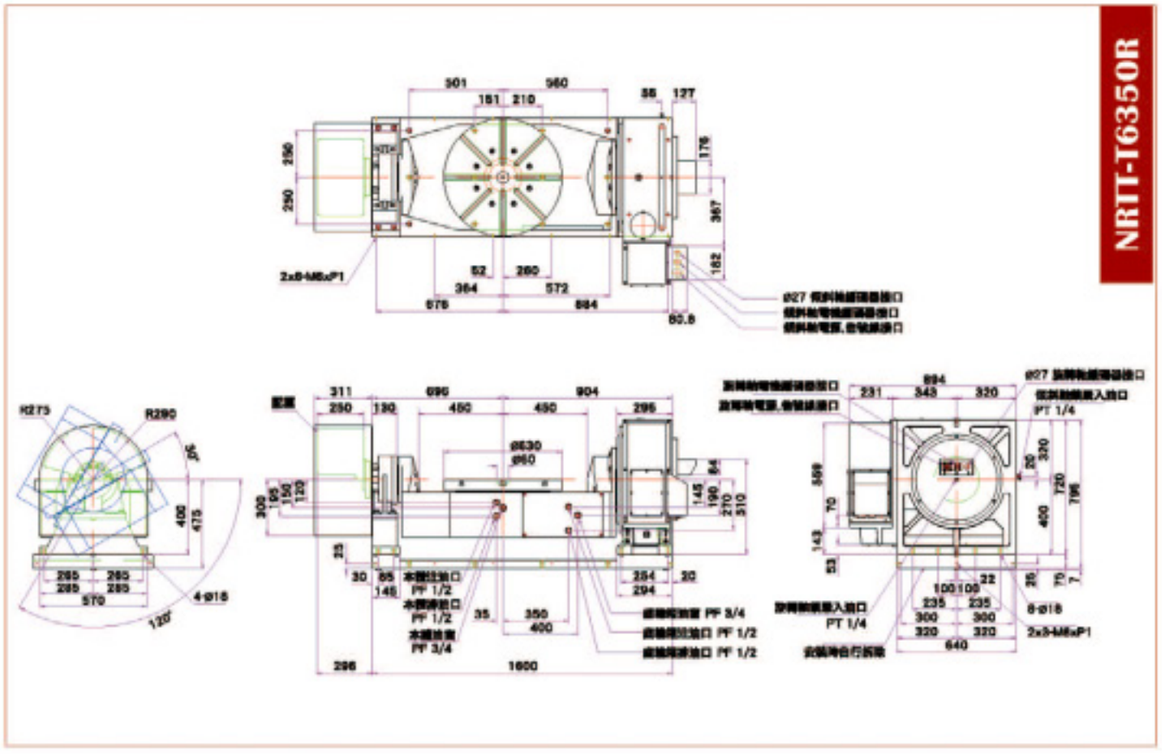

臥式專用交換台 Auto Pallet Changer

- 產品特性：高精度、高剛性，配合加工中心機，可作四軸同動加工；配合光學尺可達更高之定位精度。
- Characteristics: High accuracy and high rigidity. The 4th axis can be operated synchronously with machining center. Equipped with encoder to improve better position accuracy.



PRT-M4075
動柱臥式專用交換台
Auto Pallet Changer (Sliding column)
動柱臥式加工中心機專用
For Sliding Horizontal CNC Machining Center

PRT-F5085
定柱臥式專用交換台
Auto Pallet Changer (Fixed column)
定柱臥式加工中心機專用
For Fixed Horizontal CNC Machining Center

型式 Model			PRT-M4075	PRT-F5085
工作台尺寸 Table(L x W)		mm	400 X 400	500 X 500
總高度 Overall height of machine		mm	420	420
基準中心孔 Nose diameter		mm	Ø 50	Ø 50
T 型槽寬度 Width of T-slot		mm	14 H7	18 H7
基準導槽寬 Width of Guide block		mm	18	18
最小分割角度 Min. indexing degree		degree	0.001°	0.001°
分割精度 Indexing accuracy		arc sec	15"	15"
重現精度 Repeatability		arc sec	±2"	±2"
剎車扭力 Brake torque		kg-m	180	180
鎖緊裝置 (油壓) Clamping device (Hydraulic)		kg/cm^2	40	40
容許積載荷重 Load Capacity		kg	400	400
容許切削扭力 Permissible Cutting Force		kg-m	170	170
最高轉速 Max. rotation speed	轉盤 Table	rpm	11.1	11.1
	馬達 Motor	rpm	2000	2000
伺服馬達 (選配) Servo motor (optional)	發那科 FANUC		α12	α12
	三菱 MITSUBISHI		HF-204S	HF-204S
總齒數比 Gear ratio			1/180	1/180
淨重 (不含工作台) Net weight (without pallets)		kg	635	600
淨重 Net weight		kg	820	960

※ 本類產品因規格多樣，無法悉數列出，可依客戶需求客製化設計。

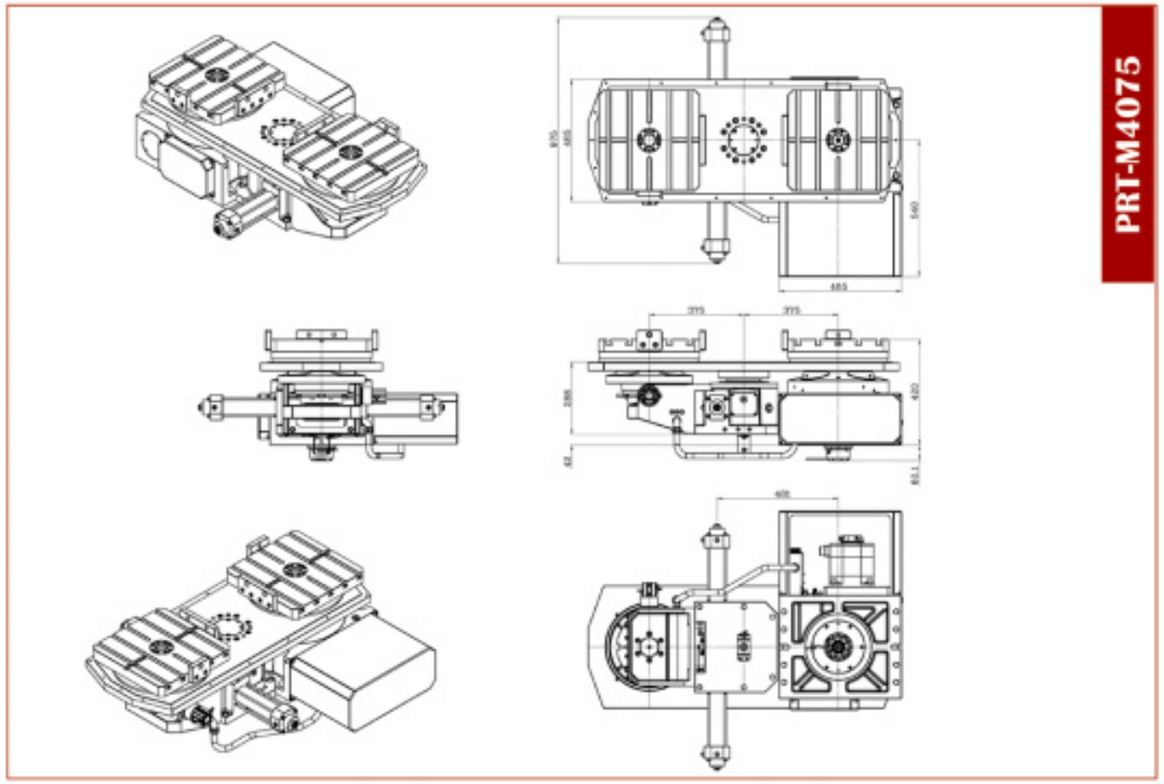

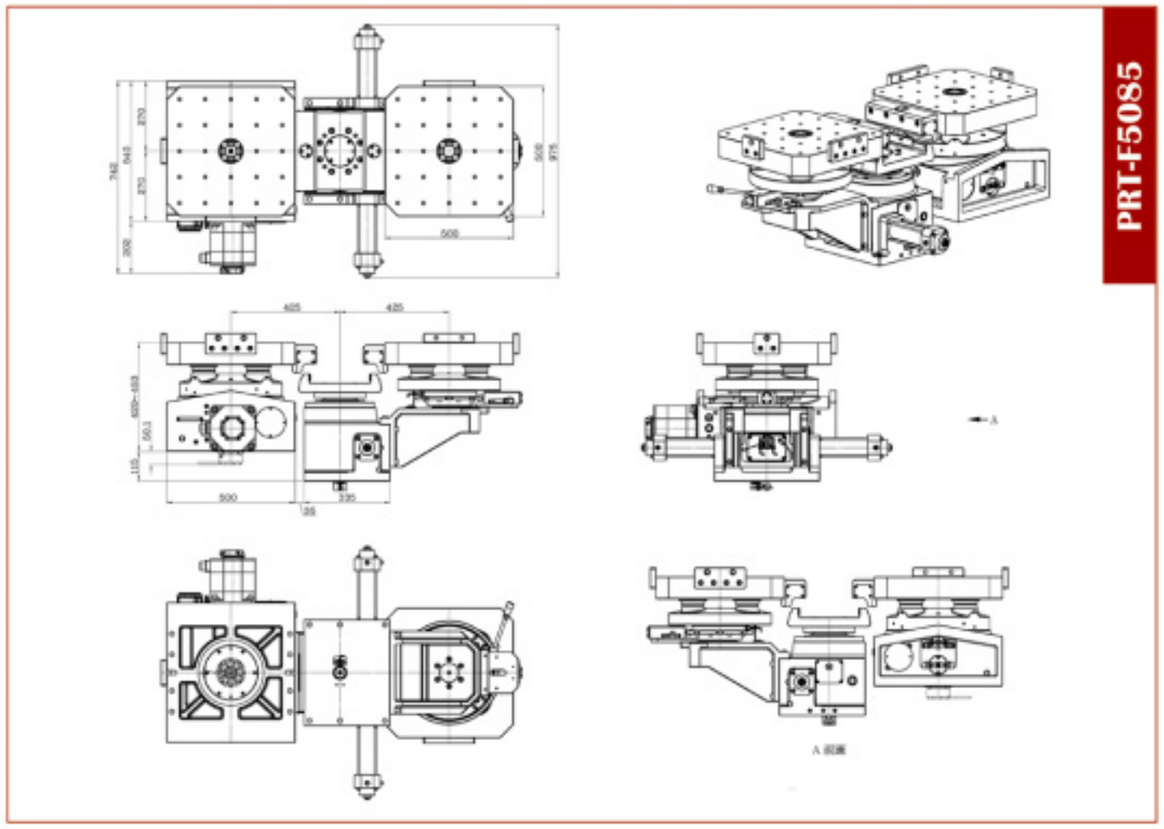

油壓齒式分割盤 Hydraulic Coupling Gear Indexer

EXT-340H

EXT - 340 H

- H 臥式機 Horizontal
- V 立式機 Vertical
- P 旋轉工作台 Swing Pallet

盤面尺寸 Table diameter

油壓驅動，三片離合齒定位

型式 Model				EXT-200H	EXT-340H	EXT-470H
盤面直徑 Table diameter			mm	Ø 200	Ø 340	Ø 470
基準中心孔 Center bore			mm	Ø 30 H7	Ø 65 H7	Ø 90 H7
基準中心孔深度 Depth of center bore			mm	30	11	11
主軸中心穿透孔 Diameter of center through hole			mm	Ø 27	Ø 30.5	Ø 41
水平放置總高 Overall height (Horizontally)			mm	175	210	240
油壓使用壓力 Hydraulic pressure			kg/cm²	30	35	35
分割精度 (累積值) Indexing accuracy (accumulative)			arc sec	4"	4"	4"
重現精度 Repeatability			arc sec	±1"	±1"	±1"
分割台等分割數 (標準) Indexing number (standard)				4 / 6 / 8 / 12 / 24 (擇一 One of them)		
分割台等分割數 (特殊) Indexing number (special)				2 / 3 / 5 / 9 ... 接受特殊等分訂購 By special order		
旋轉方向 Rotating direction				正反轉皆可 CW & CCW		
旋轉 90° 的時間方向 Indexing time of 90°			sec	3	3.5	4
容許瞬間慣性 GD² Permissible instant inertia GD²			kg-m²	1.75	21.5	45
旋轉扭力 Rotation torque			kg-m	25	57	80
鎖緊扭力 Clamping torque	F		kg N	1250 12250	1800 17640	4600 44100
	FxR		kg-m N-m	90 882	195 1911	695 6811
	FxH		kg-m N-m	60 588	115 1127	415 4067
容許積載荷重 (均佈) Load Capacity	0°		kg	120	500	700
淨重 Net weight			kg	46	120	266

* 旋轉 90° 的時間 (鬆開、旋轉、鎖緊) 係指在使用壓力 30kg/cm2、2HP、30L/min... 等條件下的測試值
Indexing time 90° (Unclamp, rotate, clamp) is measured under the condition of 30 kg/cm2, 2HP, 30L/min, etc.

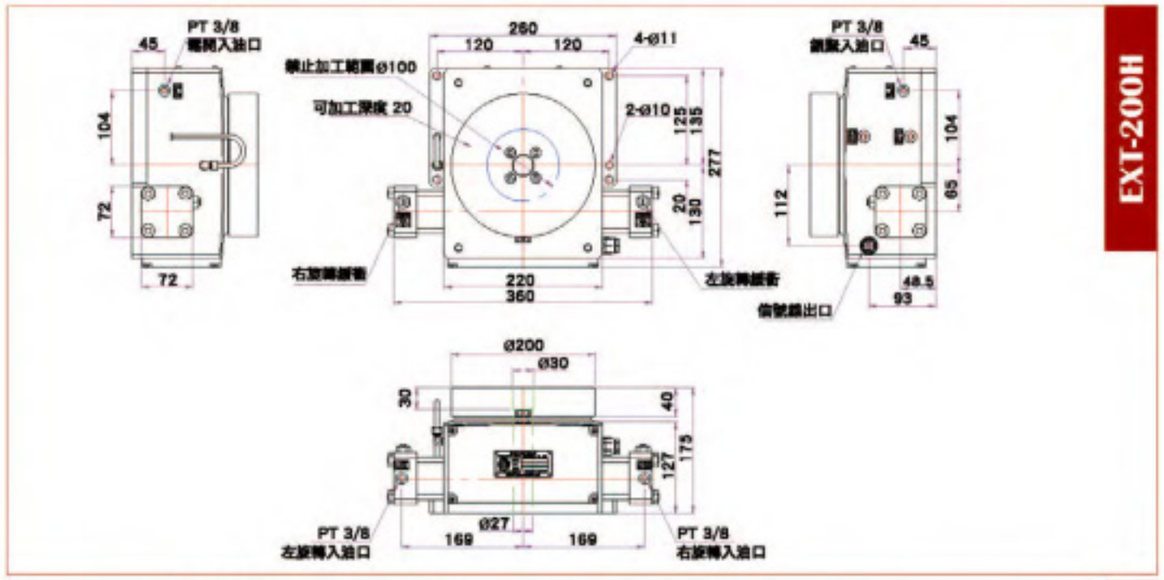

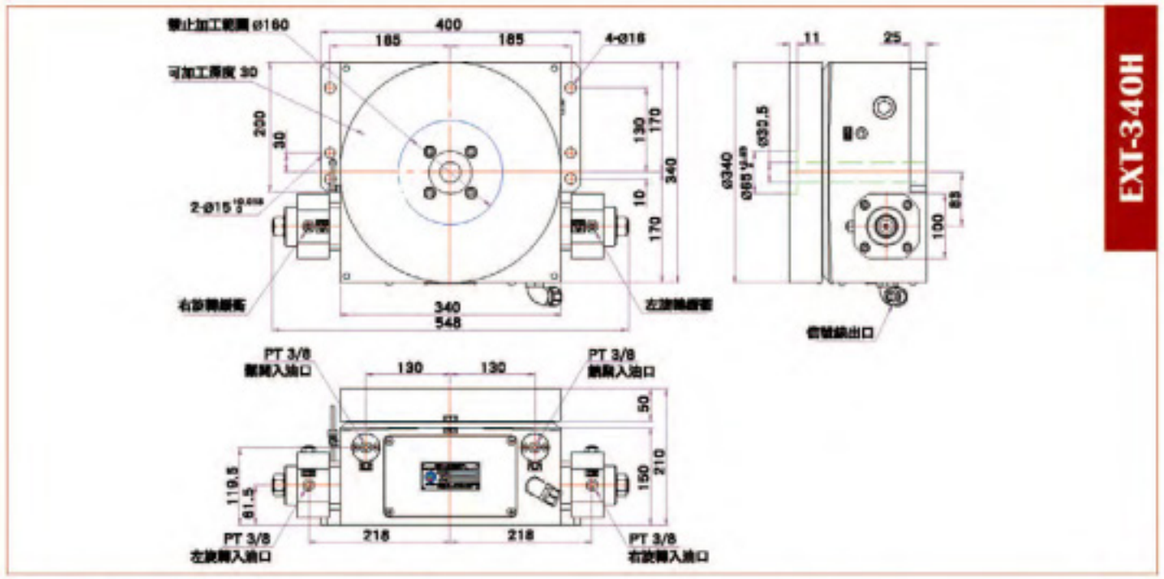

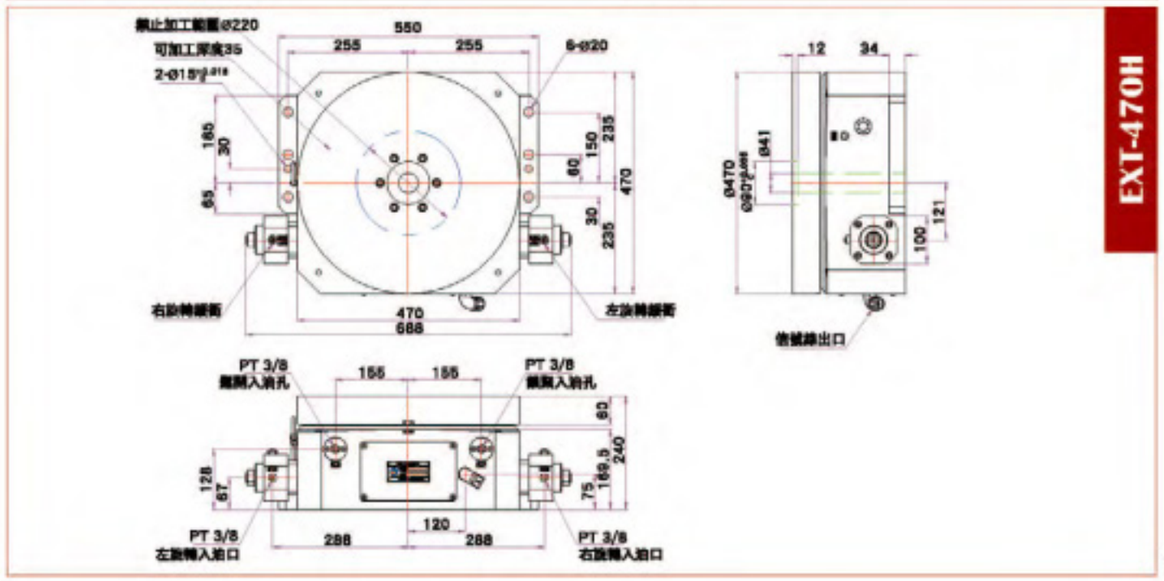

EXT-600H

EXT-1000H

型式 Model				EXT-600H	EXT-800H	EXT-1000H
盤面直徑 Table diameter			mm	Ø 600	Ø 800	Ø 1000
基準中心孔 Center bore			mm	Ø 110 H6	Ø 120 H6	Ø 120 H7
基準中心孔深度 Depth of center bore			mm	11	40	60
主軸中心穿透孔 Diameter of center through hole			mm	Ø 53	Ø 80	Ø 80
水平放置總高 Overall height (Horizontally)			mm	260	305	325
油壓使用壓力 Hydraulic pressure			kg/cm^2	35	35	35
分割精度 (累積值) Indexing accuracy (accumulative)			arc sec	4"	4"	4"
重現精度 Repeatability			arc sec	±1"	±1"	±1"
分割台等分割數 (標準) Indexing number (standard)				4 / 6 / 8 / 12 / 24 (擇一 One of them)		
分割台等分割數 (特殊) Indexing number (special)				2 / 3 / 5 / 9 ... 接受特殊等分訂購 By special order		
旋轉方向 Rotating direction				正反轉皆可 CW & CCW		
旋轉 90° 的時間方向 Indexing time of 90°			sec	6.0	10	10
容許瞬間慣性 GD^2 Permissible instant inertia GD^2			$kg\text{-}m^2$	125	300	300
旋轉扭力 Rotation torque			kg-m	100	200	280
鎖緊扭力 Clamping torque	F		kg N	7550 73990	9600 94080	9600 94080
	FxR		kg-m N-m	1450 14210	3400 33320	4000 39200
	FxH		kg-m N-m	830 8134	1635 16023	1900 18620
容許積載荷重 (均佈) Load Capacity	0°		kg	1250	2400	2400
淨重 Net weight			kg	446	816	1500

* 旋轉 90° 的時間 (鬆開、旋轉、鎖緊) 係指在使用壓力 30kg/cm²、2HP、30L/min... 等條件下的測試值
Indexing time 90° (Unclamp, rotate, clamp) is measured under the condition of 30 kg/cm2, 2HP, 30L/min, etc.

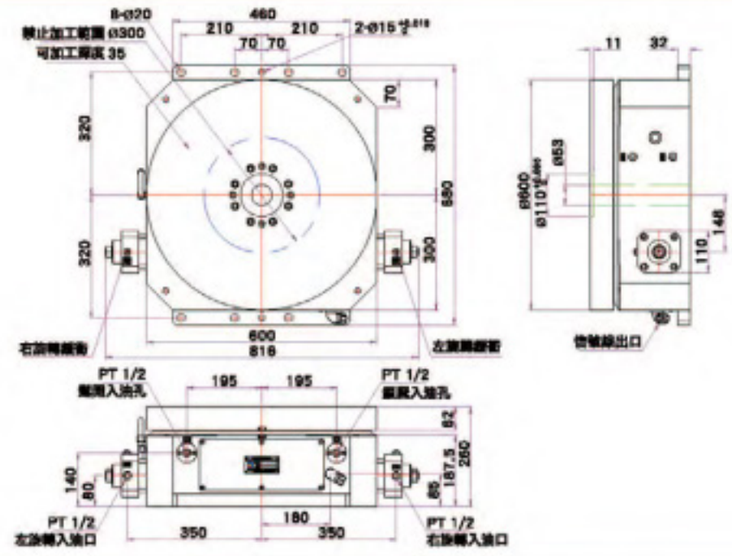

EXT-600H

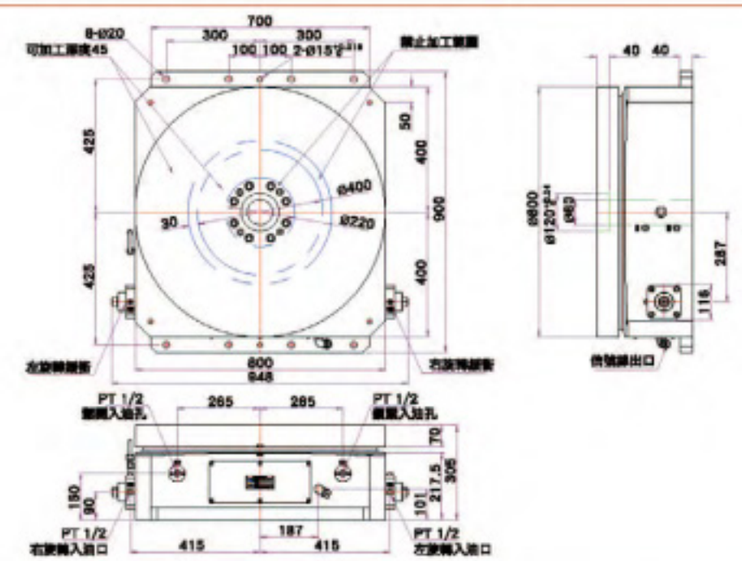

EXT-800H

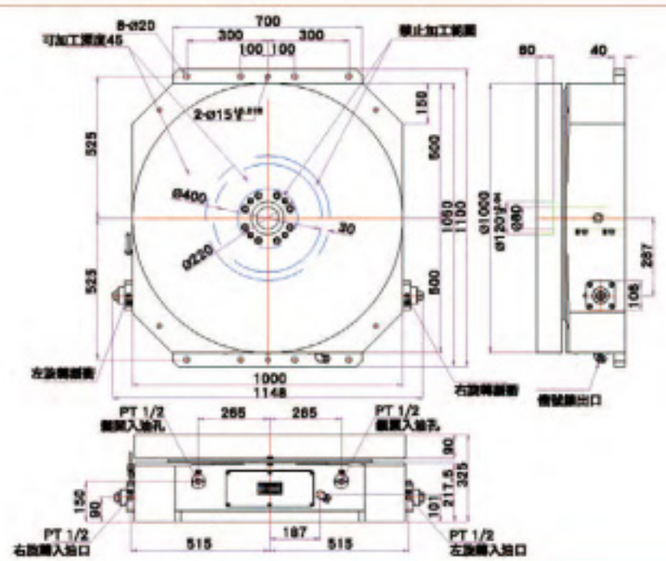

EXT-1000H

油壓齒式分割盤 Hydraulic Coupling Gear Indexer

EXT-200V

EXT - 250 V

- H 臥式機 Horizontal
- V 立式機 Vertical
- P 旋轉工作台 Swing Pallet

盤面尺寸 Table diameter

油壓驅動，三片離合齒定位

型式 Model				EXT-200V	EXT-250V	EXT-320V
盤面直徑 Table diameter			mm	Ø 200	Ø 250	Ø 320
基準中心孔 Center bore			mm	Ø 30 H7	Ø 55 H7	Ø 65 H7
基準中心孔深度 Center bore depth			mm	35	12	20
主軸中心穿透孔 Center through hole diameter			mm	Ø 27	Ø 30	Ø 31
分割台中心高度 Center height of table			mm	155	210	230
分割台總高度 Overall height of table			mm	298	375	395
T 型槽寬度 Width of T-slot			mm	12H7	12H7	14H7
基準導槽寬度 Width Guide block			mm	18H7	18H7	18H7
油壓使用壓力 Hydraulic pressure			kg/cm²	35	35	35
分割精度（累積值）Indexing accuracy (accumulative)			arc sec	4"	4"	4"
重現精度 Repeatability			arc sec	±2"	±2"	±2"
分割台等分割數（標準）Indexing number (standard)				4 / 6 / 8 / 12 / 24（擇一 One of them）		
分割台等分割數（特殊）Indexing number (special)				2 / 3 / 5 / 9 ... 接受特殊等分訂購 By special order		
旋轉方向 Rotating direction				正反轉皆可 CW & CCW		
旋轉 90° 的時間方向 Indexing time of 90°			sec	3	3.5	4
容許瞬間慣性 GD² Permissible instant inertia GD²			kg-m²	1.75	21.3	21.3
旋轉扭力 Rotation torque			kg-m	25	37	80
鎖緊扭力 Clamping torque	F		kg	1250	1300	1800
			N	12250	12740	17640
	FxR		kg-m	90	190	195
			N-m	882	1862	1911
	FxL		kg-m	60	110	115
			N-m	588	1078	1127
容許積載荷重（均佈）Load Capacity	90°		kg	95	130	200
淨重 Net weight			kg	50	106	144

* 旋轉 90° 的時間（鬆開、旋轉、鎖緊）係指在使用壓力 30kg/cm²、2HP、30L/min... 等條件下的測試值
Indexing time 90° (Unclamp, rotate, clamp) is measured under the condition of 30 kg/cm2, 2HP, 30L/min, etc.

EXT-200V

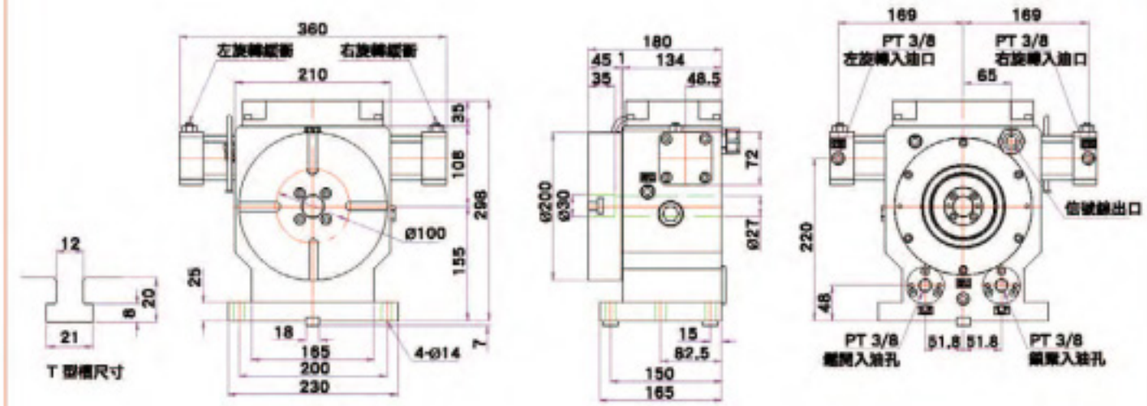

EXT-250V

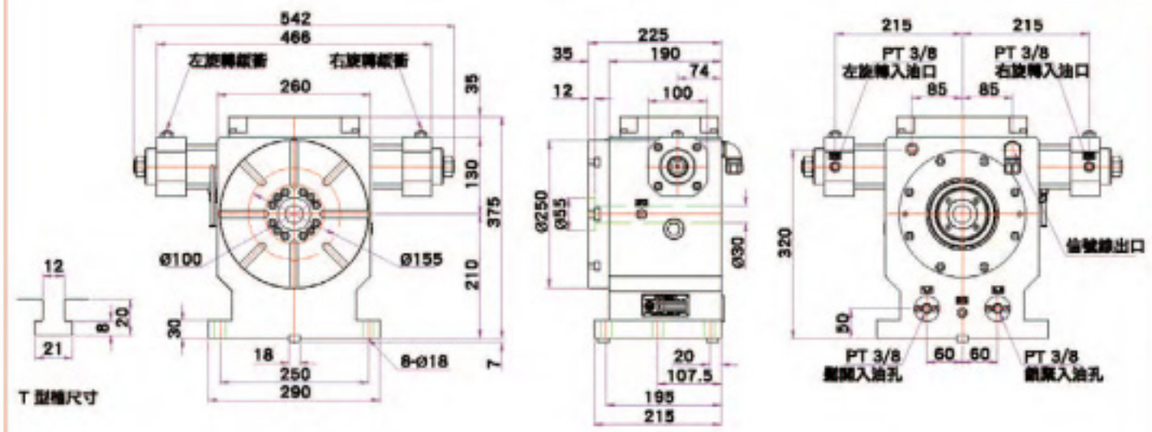

EXT-320V

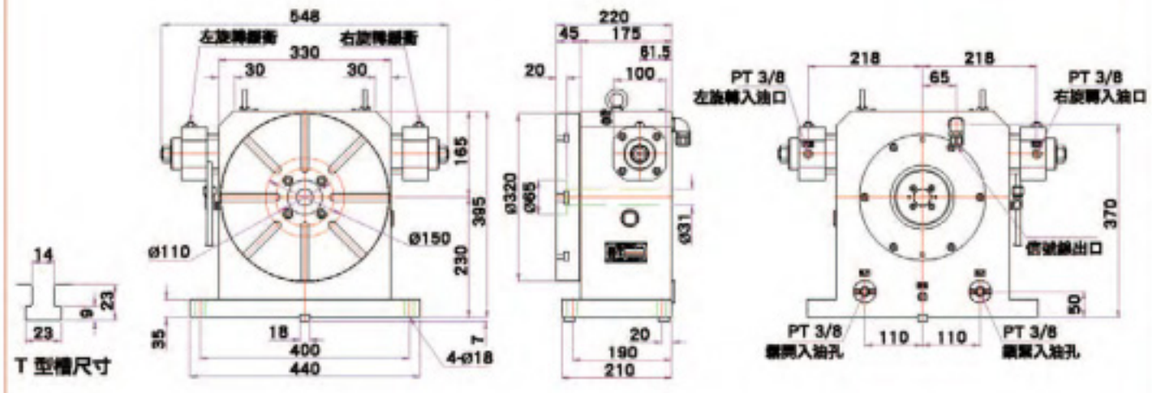

電腦數控齒式分割盤 High-Speed Gear Indexer

EXT-385N

• 產品特性：此型號分割盤為伺服馬達快速驅動，其他特性與油壓齒式分割盤(EXT-H 系列)相同。

• Characteristics: Besides the same characteristics as Hydraulic Coupling Gear Indexer (EXT-H Series), High speed gear indexer is driven by the servo motor.

型式 Model			EXT-385N	EXT-420N	EXT-560N
盤面固定端直徑 Diameter of table fixde side		mm	Ø 255	Ø 250	Ø 350
中心基準孔 Center bore		mm	Ø 80	Ø 80	Ø 100
分割精度(累積值) Indexing accuracy (accumulative)		arc sec	4"	4"	4"
重現精度 Repeatability		arc sec	±1"	±1"	±1"
分割台等分割數(標準) Indexing number (standard)			2 / 3 / 4 / 6 / 8 / 12 / 24 (擇一 One of them)		
分割台等分割數(特殊) Indexing number (special)			5 / 9 / 10 / 20 ... 接受特殊等分訂購 By special order		
轉盤迴轉方向 Rotating direction			正反轉皆可 CW & CCW		
安裝方式 Installation			臥式	立臥兩用 Horizontal and vertically	
基準孔旋轉偏擺 Runout of center bore		mm	0.02	0.02	0.02
盤面旋轉起伏 Runout of table top		mm	0.01	0.01	0.01
盤面真平度 Flatness of table top		mm	0.015	0.015	0.015
鎖緊裝置(油壓) Clamping device (hydraulic)		kg/cm²	35	35	35
夾持力 Clamping torque		kg	3300	3300	7580
適用馬達(選配) Servo motor (optional)			HC-SFS202	HC-SFS202 HC-SFS352	HC-SFS352
最高轉速 Max. rotation speed	轉盤 Table	rpm	27.7	33.3	22.2
	馬達 Motor	rpm	2000	2000	2000
總齒數比 Gear ratio			1/72	1/60	1/90
容許切銷扭力 Permissible cutting torque	FxR	kg-m	430	430	1450
	FxL	kg-m	250	250	790
容許積載荷重(均佈) Load Capacity	立式使用 In vertical	kg	X	350	700
	臥式使用 In horizontal	kg	250	200	400
淨重 Net weight		kg	200	214	374

EXT-385N

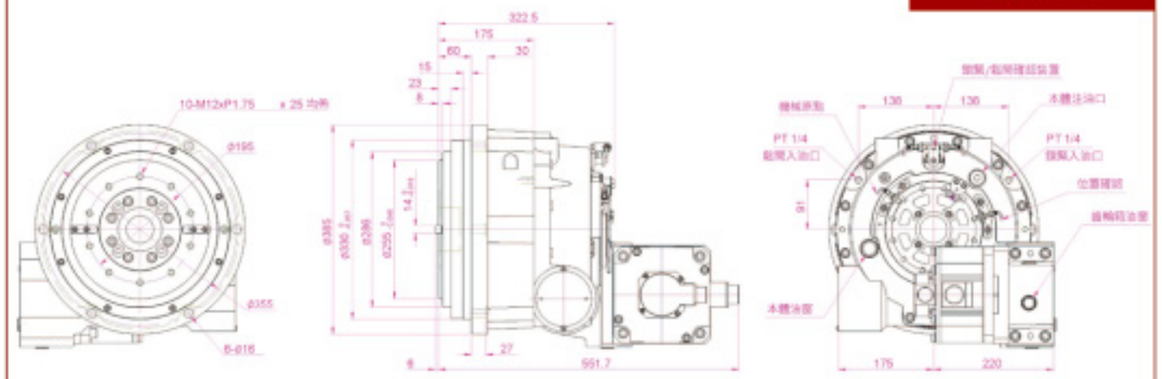

EXT-420N

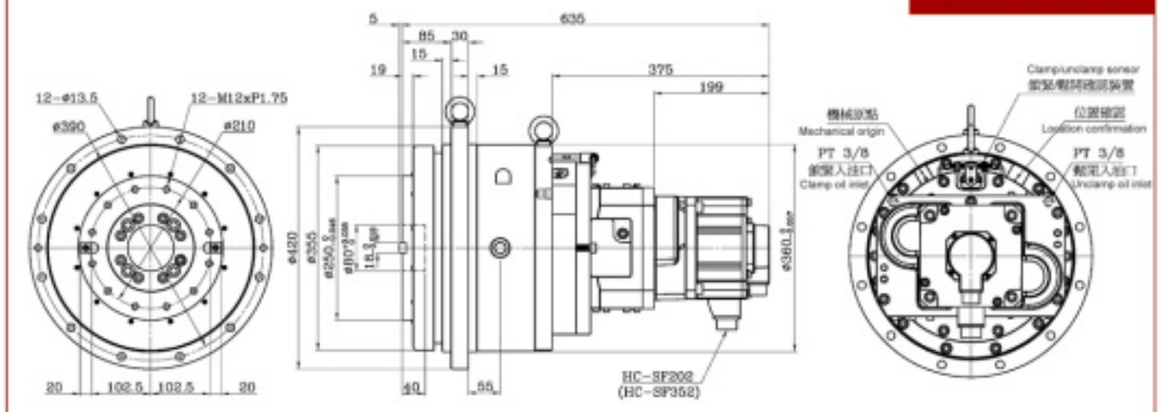

EXT-560N

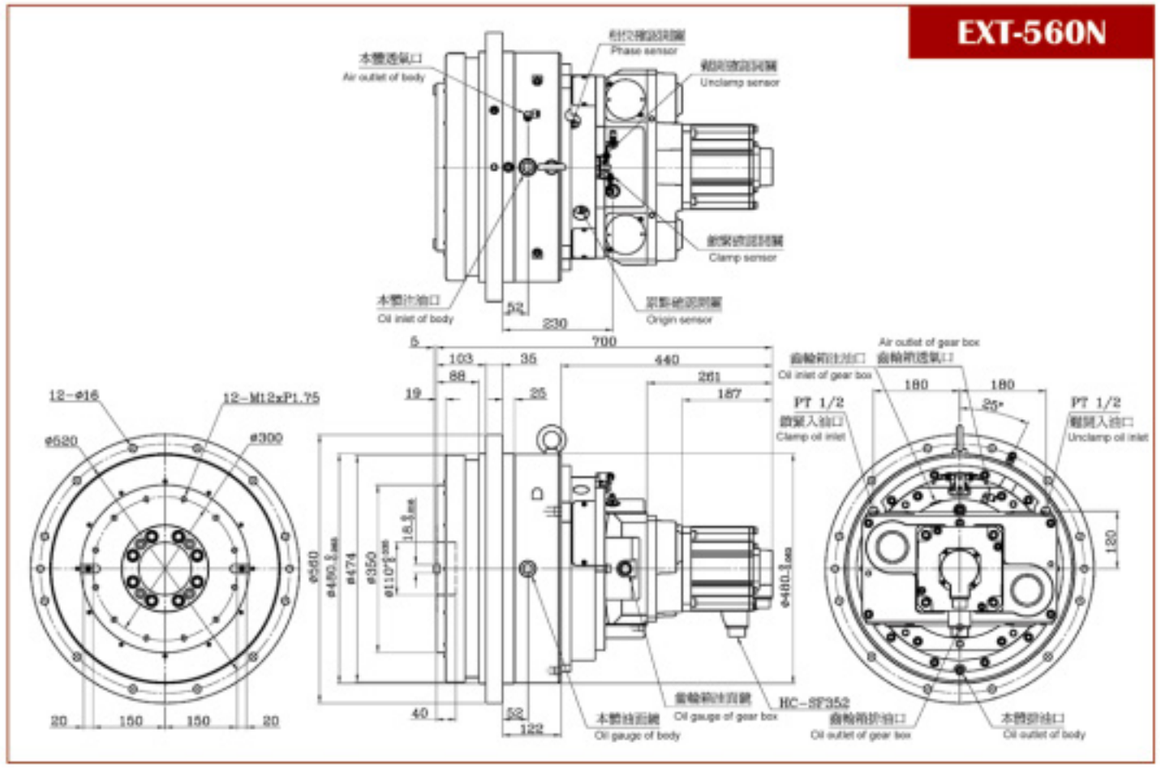

油壓旋轉工作台 Hydraulic Swing Table

型式 Model		EXT-470P
工作臺尺寸 Table size (L x W)	mm	1000 x 600
總高度 Overall height of table	mm	260
鎖緊裝置 (油壓) Clamping device (hydraulic)	kg/cm²	35
分割精度 Indexing accuracy	arc sec	4"
分割台等分割數 Indexing number		2
盤面旋轉起伏 Runout of table top	mm	0.02
盤面真平度 Flatness of table top	mm	0.02
上下面平行度 Parallelism of table top to frame bottom	mm	0.02
轉盤迴轉方向 Rotating direction		往復 Reciprocation
容許瞬間慣性 GD² Permissible instant inertia GD²	kg-m²	125
轉盤旋轉扭力 Rotation torque	kg-m	56
容許積載荷重 Load Capacity	kg	480
夾持力 Clamping torque	kg	3970
淨重 Net weight	kg	444

EXT-470P

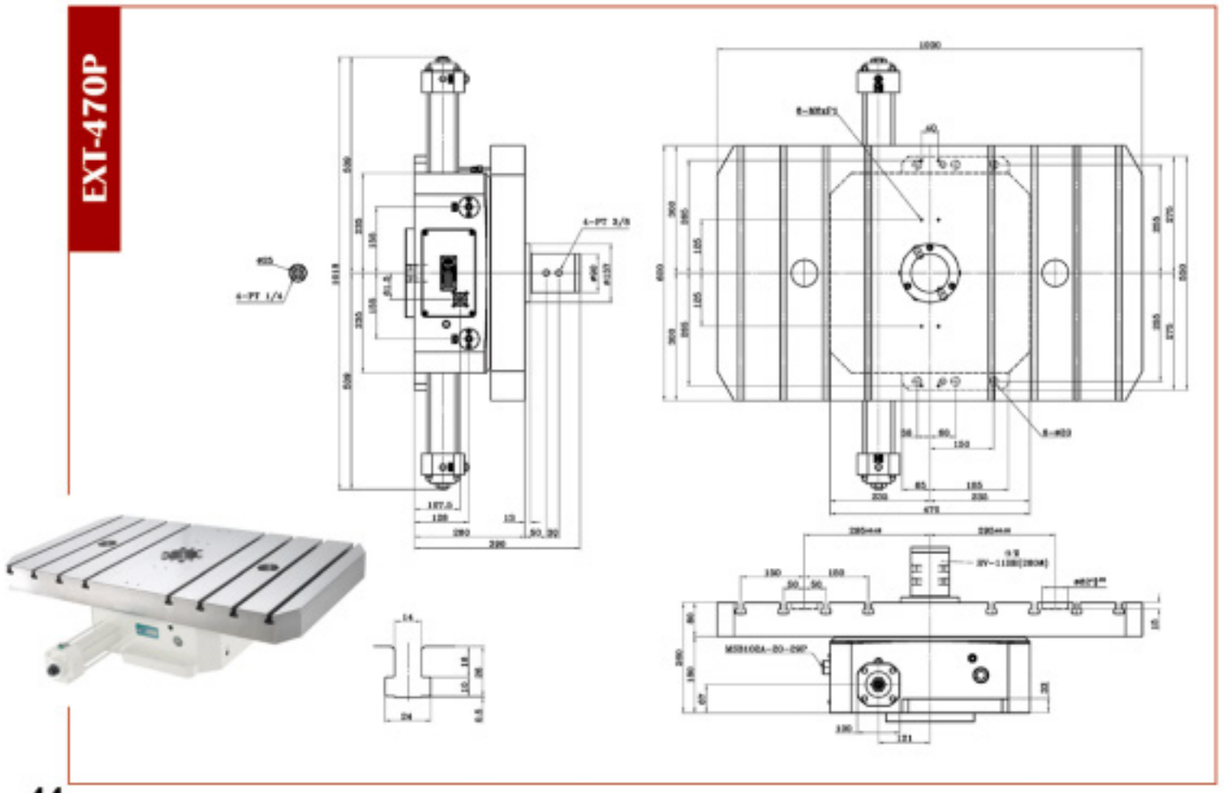

刀具研磨機分度頭 Indexing Head

型式 Model			TNC-200
中心高度 Center height		mm	120
基準中心孔 Center bore		mm	Ø72 H6
鎖緊裝置使用壓力 (氣壓) Clamping device (Pneumatic)		kg/cm²	5
鎖緊拉力 (油壓 35kg/cm 時) Clamping force (35kg/cm)		kg	775
分割精度 (累積值) Indexing accuracy (accumulative)		arc sec	20"
重現精度 Repeatability		arc sec	4"
最小分割角度 Min. indexing degree		degree	0.001°
最高轉度 Max. rotation speed	轉盤 Table	rpm	33.3
	馬達 Motor	rpm	2000
伺服馬達 (選配) Servo motor (optional)	安川 YASKAWA		SGMGV-09
	三菱 MITSUBISHI		HC-SFS52(102)
總齒數比 Gear ratio			1/60
淨重 (不含主軸及伺服馬達) Net weight (without spindle and motor)		kg	35

TNC-200

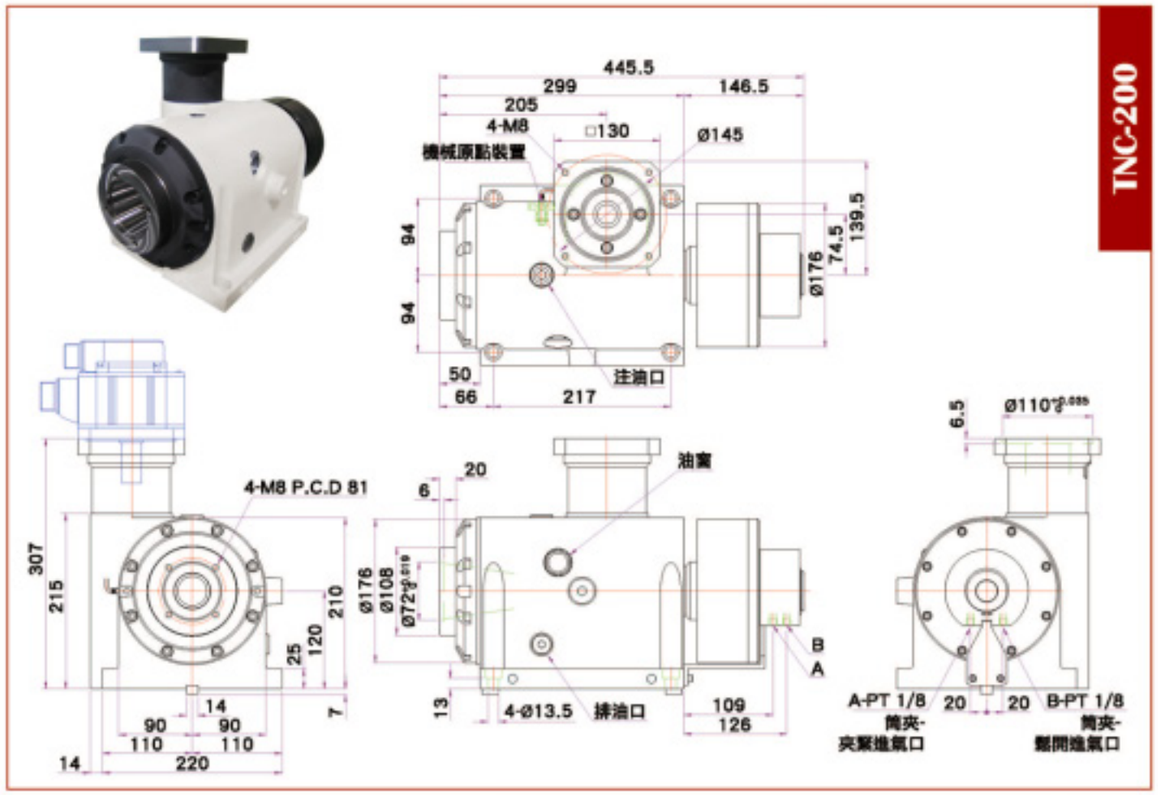

搖擺頭旋轉座 Swing Base of Spindle Head

型式 Model				NRS-320
工作台尺寸 Table size (L x W)			mm	320
傾斜角度 Tilting range				±120°
鎖緊裝置 (油壓) Clamping device (Hydraulic)			kg/cm²	35
最小分割角度 Min. indexing degree			degree	0.001°
分割精度 (累積值) Indexing accuracy (accumulative)			arc sec	15"
重現精度 Repeatability			arc sec	4"
鎖緊扭力 Clamping torque			kg-m	180
最高轉速 Max. rotation speed	轉盤 Table		rpm	16.6
	馬達 Motor		rpm	2000
伺服馬達 (選配) Servo motor (optional)	發那科 FANUC			α12i
	三菱 MITSUBISHI			HF-204 / HF-354
總齒數比 Gear ratio				1/120
容許切削扭力 Permissible cutting torque	F		kgf	2000
	FxR		kg-m	180
	FxL		kg-m	450
淨重 (不含主軸及伺服馬達) Net weight (without spindle and motor)			kg	250

NRS-320

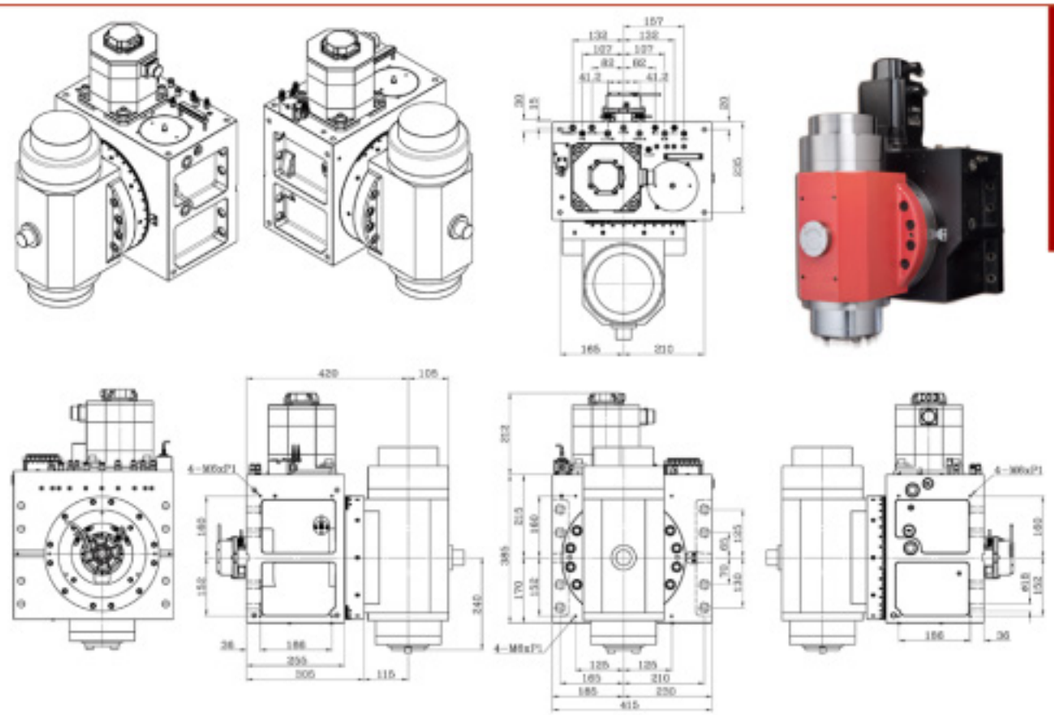

型式 Model		DRS-400
工作台尺寸 Table size (L x W)	mm	405
傾斜角度 Tilting range		±120°
鎖緊裝置 (油壓) Clamping device (Hydraulic)	kg/cm²	35
最小分割角度 Min. indexing degree	degree	0.001°
分割精度 (累積值) Indexing accuracy (accumulative)	arc sec	±4"
重現精度 Repeatability	arc sec	4"
鎖緊扭力 Clamping torque	kg-m	300
鎖緊扭力 (壓力切斷時) Clamping torque (presure off)	kg-m	30
轉盤驅動方式 (直驅電機) Driven by DD-motor		TMB0291-150
轉盤最高轉速 Max. rotation speed of table	rpm	50
淨重 (不含主軸) Net weight (without spindle)	kg	360

DRS-400

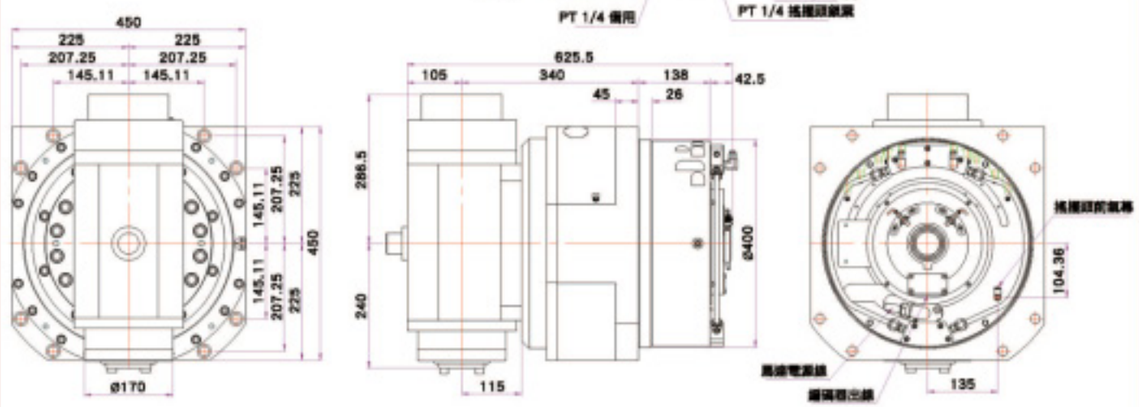

直驅旋轉工作台 Direct Drive Rotary Table

型式 Model		DRT-300
基準中心孔 Center bore	mm	Ø65
中心貫穿孔 Diameter of center through hole		Ø46
中心高度 Center height	mm	150
總高度 Overall height of table	mm	266
驅動方式 Drive		扭力電機直驅 DD Motor
冷卻方式 Cooling		油冷卻 Oil-cooled
瞬間最大扭力 Instantaneous max. torque	Nm	300
持續運轉扭力 Continuous torque	Nm	165
最高轉速 Max. rotation speed	rpm	100
鎖緊扭力 (鎖緊裝置氣壓 5kg/cm²) Clamping force (Pneumatic 5kg/cm²)	Nm	350
分割精度 (累積值) Indexing accuracy (accumulative)	arc sec	±20"
重現精度 Repeatability	arc sec	±4"
最小設定單位 Min. indexing degree	degree	0.001°
氣壓切斷時保持扭力 Torque without air pressure	Nm	40
容許切削扭力 (鎖緊狀態) Permissible cutting torque (Clamping)	Nm	130
容許積載荷重 Load Capacity	kg	100
淨重 Net weight	kg	120

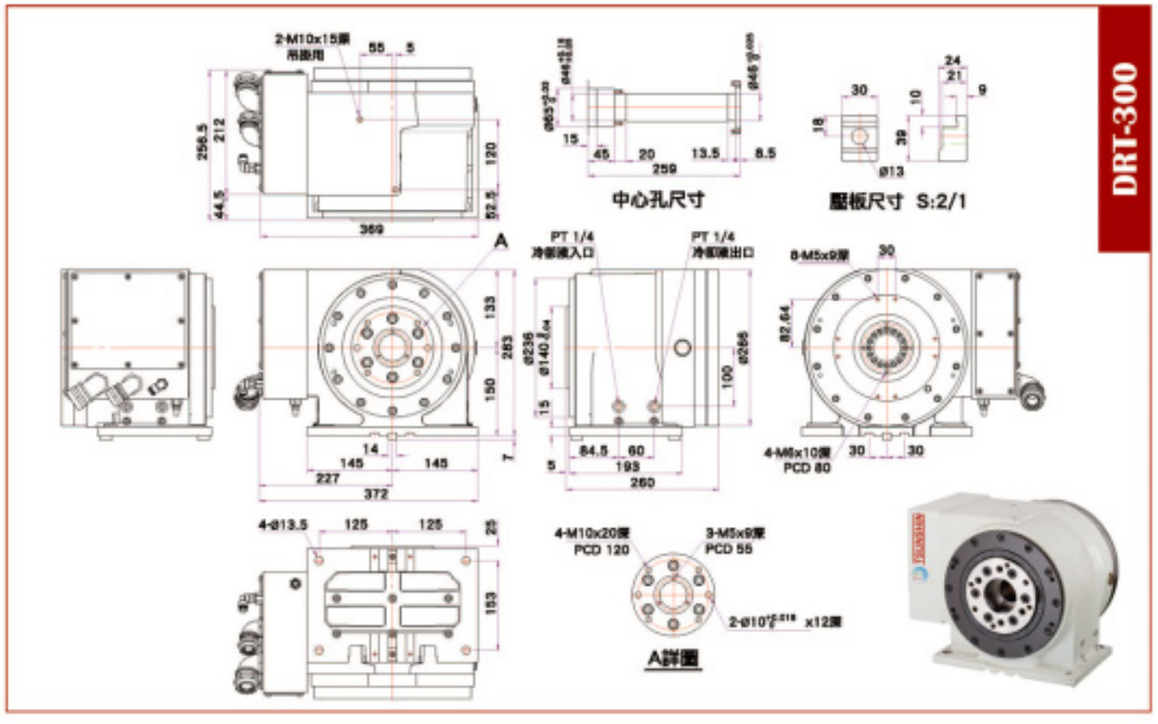

標準精度檢驗項目 Accuracy Standard

項次 No.	檢驗項目 Inspection Items
1	基準中心旋轉偏擺 Runout of center bore
2	盤面旋轉起伏 Runout of Table top
3	盤面真平度 Flatness of table top
4	盤面與底座垂直度 Perpendicularity of table top to frame bottom
5	盤面與底座平行度 Parallelism of table top to frame bottom
6	盤面與底座基準導塊垂直度 Perpendicularity of table top to guide blocks at table bottom
7	轉盤與尾座基準導塊平行度 Parallelism between bottom guide block & center height of ratory table to tailstock
8	轉盤與尾座中心高平行度 Parallelism of center line between rotary table and tailstock
9	分割精度 (光學儀器測量) Indexing accuracy (arc sec) -- measured by an optical measuring device

型號 Model	1	2	3	4	5	6	7	8
	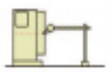							
NRT-A100R	0.01	0.01	0.015	0.02	0.02	0.02	0.02	0.02
NRT-150R	0.01	0.01	0.015	0.02	0.02	0.02	0.02	0.02
NRT-A170R	0.01	0.015	0.02	0.02	0.02	0.02	0.02	0.02
NRT-200R	0.01	0.01	0.015	0.02	0.02	0.02	0.02	0.02
NRT-250R	0.01	0.01	0.015	0.02	0.02	0.02	0.02	0.02
NRT-320RV	0.01	0.015	0.015	0.02	0.02	0.02	0.02	0.02
NRT-400RV	0.01	0.015	0.015	0.02	0.02	0.02	0.02	0.02
NRT-B251R	0.01	0.01	0.015	0.02	0.02	0.02	0.02	0.02
NRT-B321RV	0.01	0.015	0.015	0.02	0.02	0.02	0.02	0.02
NRT-B401RV	0.01	0.015	0.015	0.02	0.02	0.02	0.02	0.02
NRT-B500RV	0.01	0.015	0.015	0.02	0.02	0.02	0.02	0.02
NRT-B630RV	0.01	0.02	0.02	0.03	0.03	0.03	0.03	0.03
NRT-B800R	0.01	0.02	0.02	0.03	0.03	0.03	0.03	0.03
NRT-320H	0.01	0.01	0.015	/	0.02	/	/	/
NRT-380H	0.01	0.01	0.015	/	0.02	/	/	/
NRT-500H	0.01	0.02	0.02	/	0.03	/	/	/
NRT-630H	0.01	0.02	0.02	/	0.03	/	/	/
NRT-800H	0.01	0.02	0.02	/	0.03	/	/	/
NRT-1500H	0.01	0.03	0.04	/	0.04	/	/	/

標準精度檢驗項目 Accuracy Standard

項次 No.	檢驗項目 Inspection Items
1	基準中心旋轉偏擺 Runout of center bore
2	盤面旋轉起伏 Runout of Table top
3	盤面真平度 Flatness of table top
4	盤面與底座垂直度 Perpendicularity of table top to frame bottom
5	盤面與底座平行度 Parallelism of table top to frame bottom
6	盤面與底座基準導塊垂直度 Perpendicularity of table top to guide blocks at table bottom
7	轉盤與尾座基準導塊平行度 Parallelism between bottom guide block & center height of ratory table to tailstock
8	轉盤與尾座中心高平行度 Parallelism of center line between rotary table and tailstock
9	分割精度 (光學儀器測量) Indexing accuracy (arc sec) -- measured by an optical measuring device

型號 Model	1	2	3	4	5	6	7	8
NXT-250R	0.01	0.01	0.015	0.02	0.02	0.02	0.02	0.02
NXT-320RV	0.01	0.01	0.015	0.02	0.02	0.02	0.02	0.02
NXT-400RV	0.01	0.01	0.015	0.02	0.02	0.02	0.02	0.02
NXT-500RV	0.01	0.015	0.015	0.02	0.02	0.02	0.02	0.02

項次 No.	檢驗項目 Inspection Items
1	基準中心旋轉偏擺 Runout of center bore
2	盤面旋轉起伏 Runout of Table top
3	盤面真平度 Flatness of table top
4	盤面與底座平行度 Parallelism of table top to frame bottom
5	盤面側基準面與底座垂直度 Perpendicularity of table profile base plane to frame bottom
6	盤面側基準面與基準導塊平行度 Parallelism of center line between table profile base plane and guide blocks
7	分割精度 (光學儀器測量) Indexing accuracy (arc sec) -- measured by an optical measuring device

型號 Model	1	2	3	4	5	6
					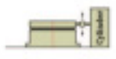	
NXT-200H	0.02	0.01	0.02	0.02	/	/
NXT-250H	0.01	0.01	0.015	0.015	0.015	0.015
NXT-380H	0.01	0.01	0.015	0.015	0.015	0.015
NXT-500H	0.01	0.01	0.015	0.015	0.015	0.015
NXT-630H	0.01	0.015	0.02	0.02	0.02	0.02
NXT-800H	0.01	0.015	0.02	0.02	0.02	0.02
NXT-1000H	0.01	0.02	0.03	0.03	0.03	0.02

標準精度檢驗項目 Accuracy Standard

項次 No.	檢驗項目 Inspection Items
1	盤面真直度 Straightness of Table top
2	盤面旋轉起伏 Runout of Table top
3	基準中心旋轉偏擺 Runout of center bore
4	分度盤上下面平行度 Parallelism of table top to frame bottom
5	分割精度 (光學儀器測量) Indexing accuracy (arc sec) -- measured by an optical measuring device

型號 Model	1	2	3	4	5
			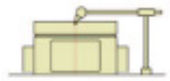		分割精度 Indexing accuracy (arc sec)
EXT-200H	0.02	0.015	0.02	0.02	4"
EXT-340H	0.02	0.015	0.02	0.02	4"
EXT-470H	0.02	0.02	0.02	0.02	4"
EXT-600H	0.02	0.02	0.02	0.03	4"
EXT-800H	0.02	0.02	0.02	0.03	4"
EXT-1000H	0.02	0.03	0.02	0.03	4"

項次 No.	檢驗項目 Inspection Items
1	基準中心旋轉偏擺 Runout of center bore
2	盤面旋轉起伏 Runout of Table top
3	盤面真平度 Flatness of table top
4	盤面與底座垂直度 Perpendicularity of table top to frame bottom
5	盤面與底座平行度 Parallelism of table top to frame bottom
6	盤面與底座基準導塊垂直度 Perpendicularity of table top to guide blocks at table bottom
7	轉盤與尾座基準導塊平行度 Parallelism between bottom guide block & center height of ratory table to tailstock
8	轉盤與尾座中心高平行度 Parallelism of center line between rotary table and tailstock
9	分割精度 (光學儀器測量) Indexing accuracy (arc sec) -- measured by an optical measuring device

型號 Model	1	2	3	4	5	6	7	8
	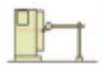							
EXT-200V	0.01	0.01	0.015	0.02	0.02	0.02	0.02	0.02
EXT-250V	0.01	0.01	0.015	0.02	0.02	0.02	0.02	0.02
EXT-320V	0.01	0.01	0.015	0.02	0.02	0.02	0.02	0.02

油壓尾座 Hydraulic Tailstock

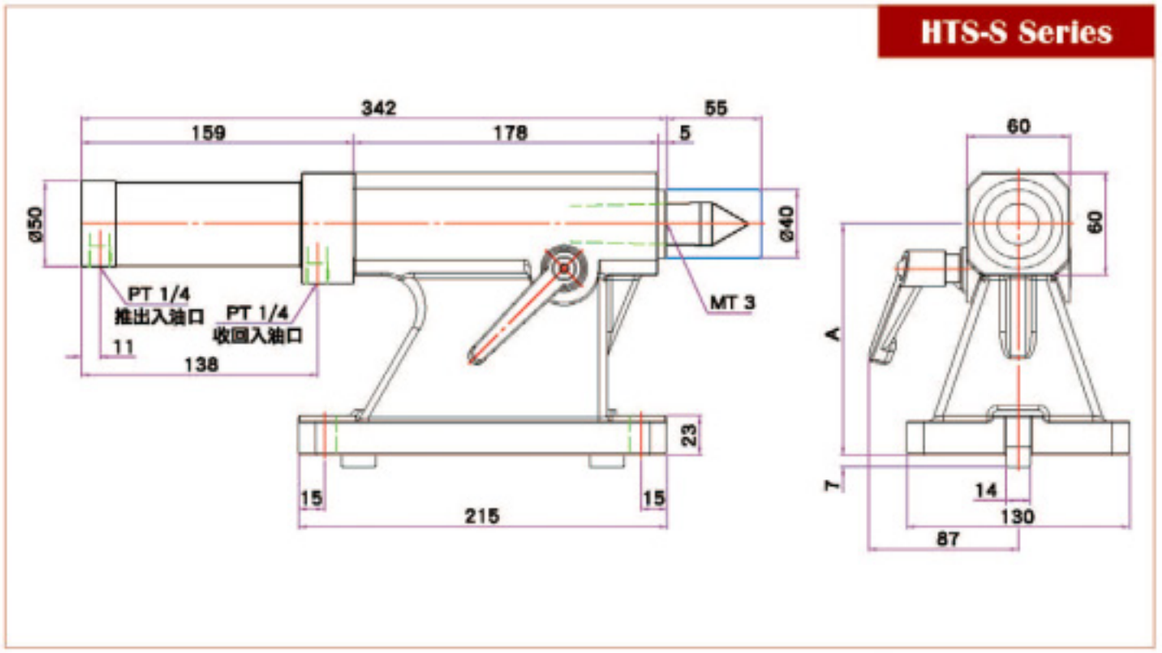

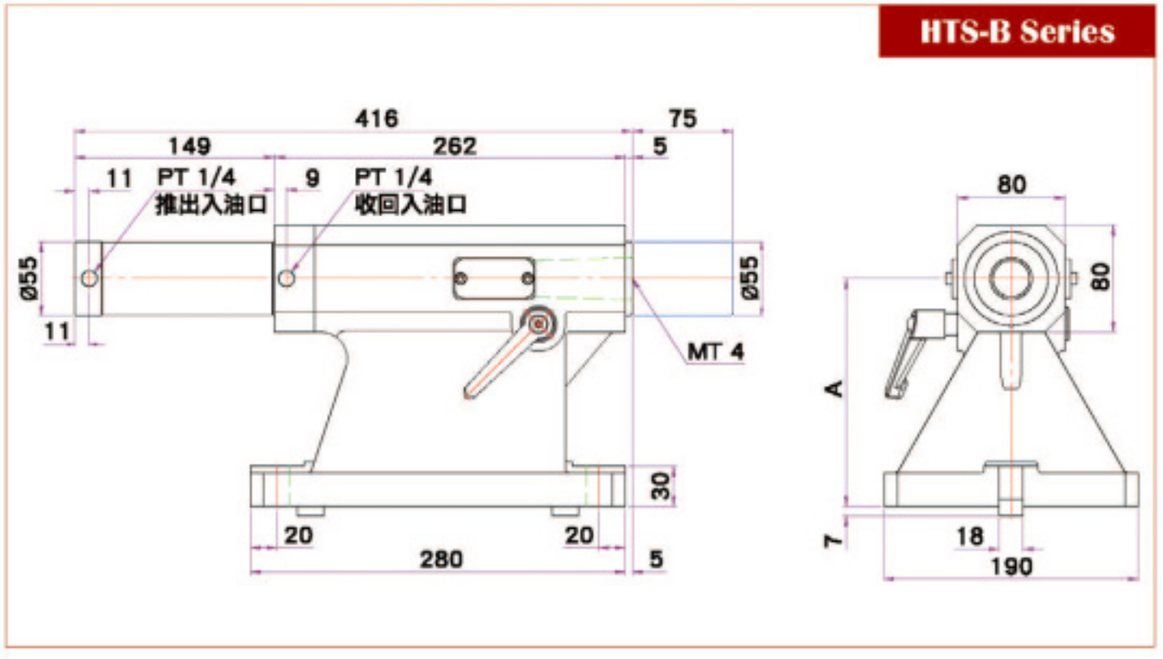

Model	HTS-S-135	HTS-B-170	HTS-B-210	HTS-B-230	HTS-B-250
A (mm)	135	170	210	230	250

氣壓尾座 Pneumatic Tailstock

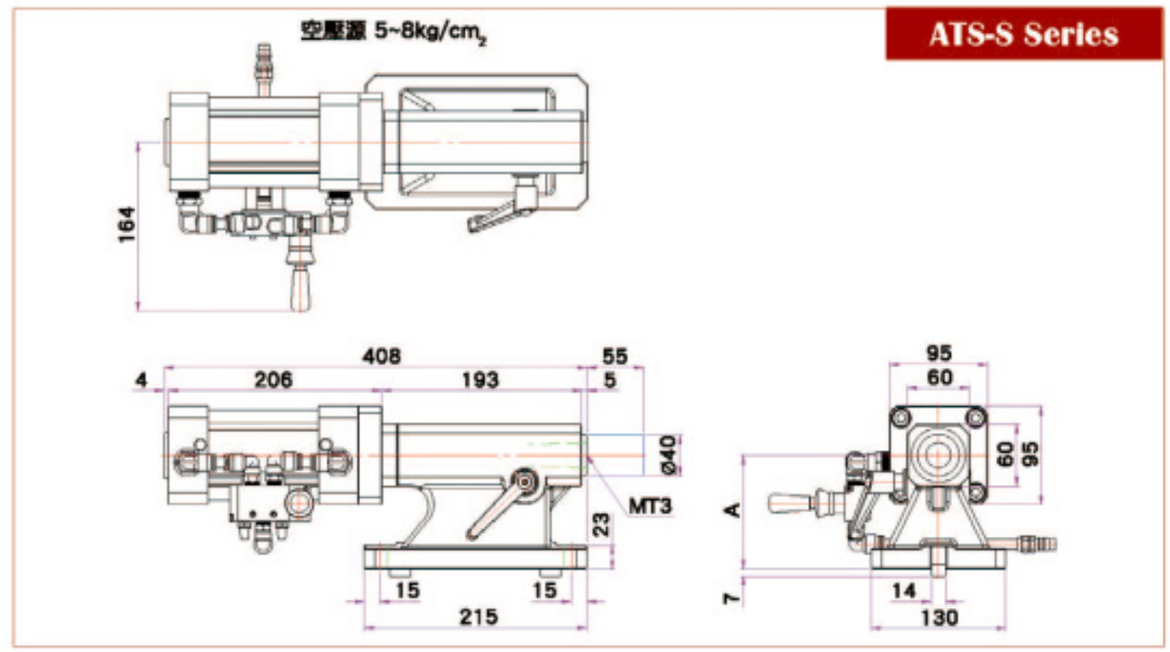

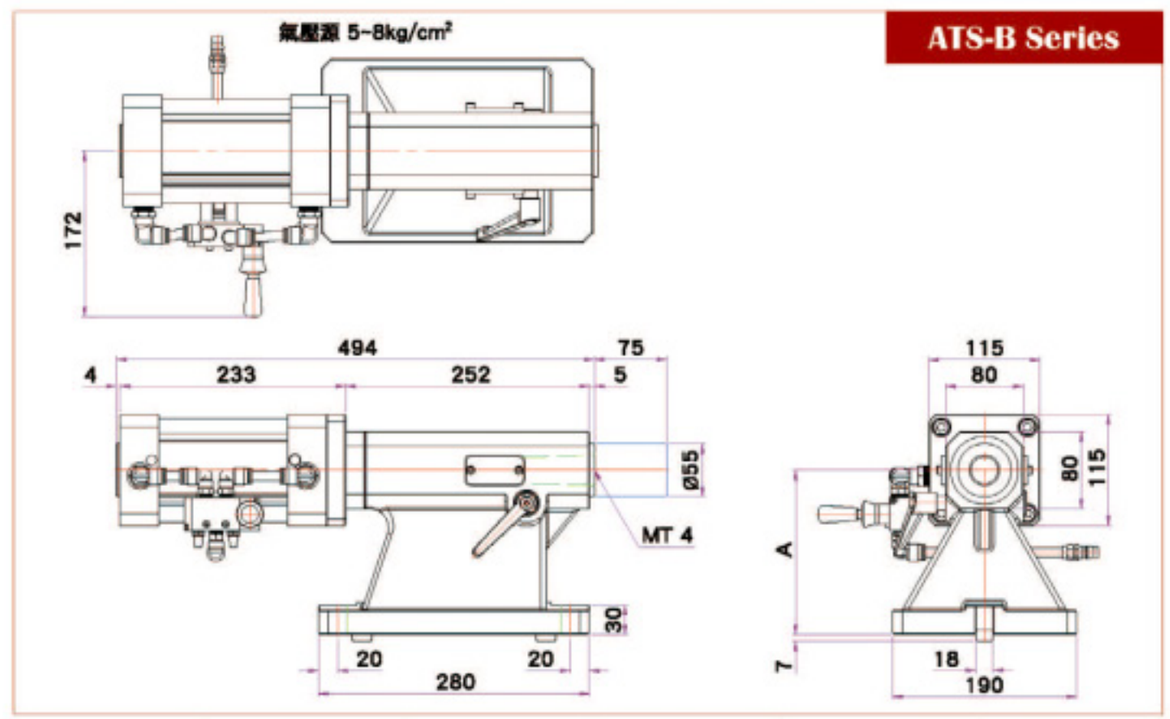

Model	ATS-S-135	ATS-B-170	ATS-B-210	ATS-B-230	ATS-B-250
A (mm)	135	170	210	230	250

手動尾座 Manual Tailstock

MT-S1-100

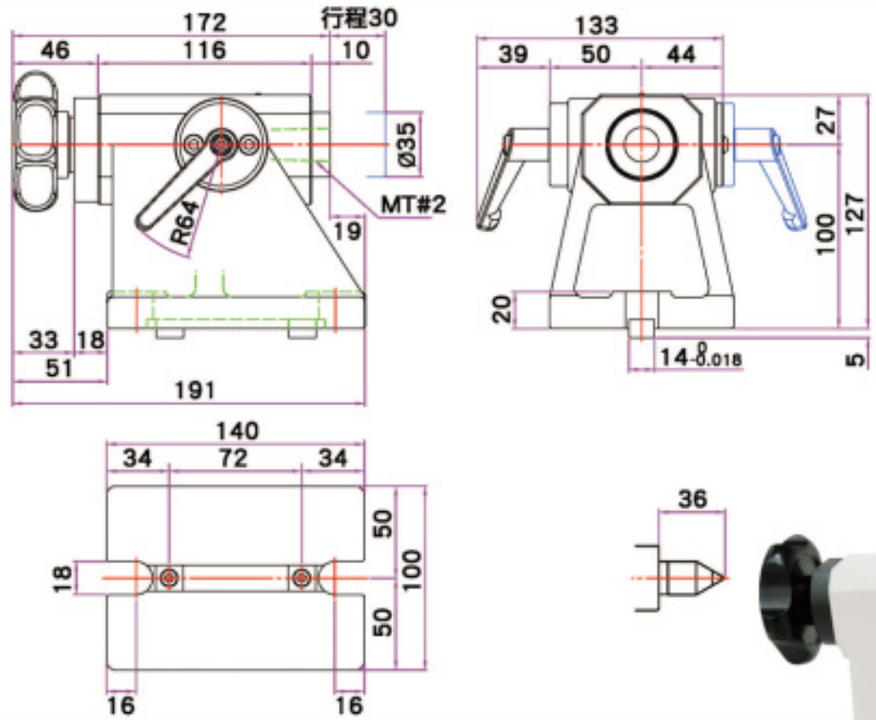

MTS-S Series

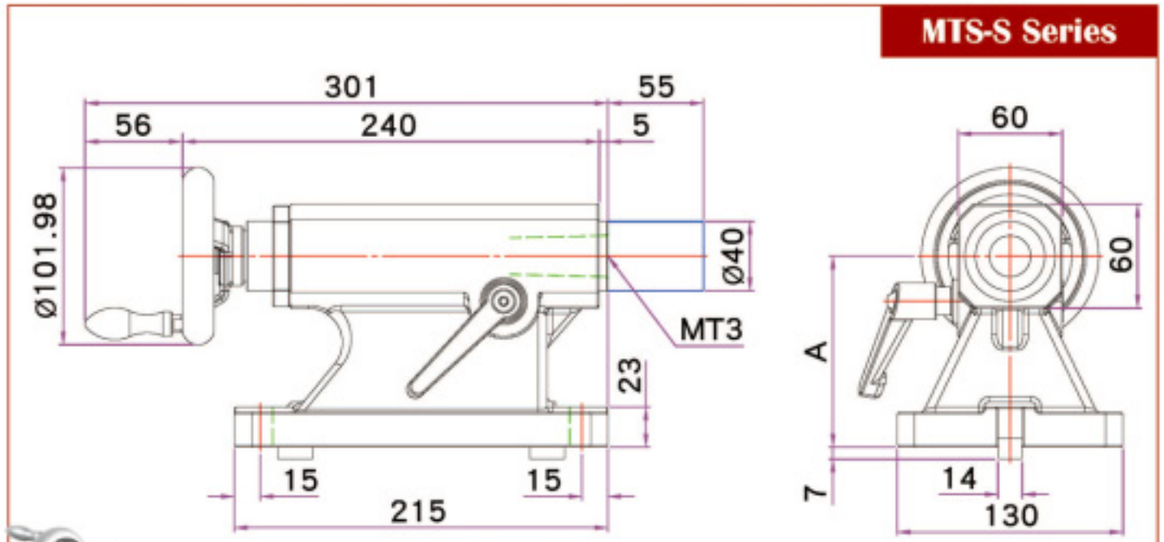

MT-S1-110

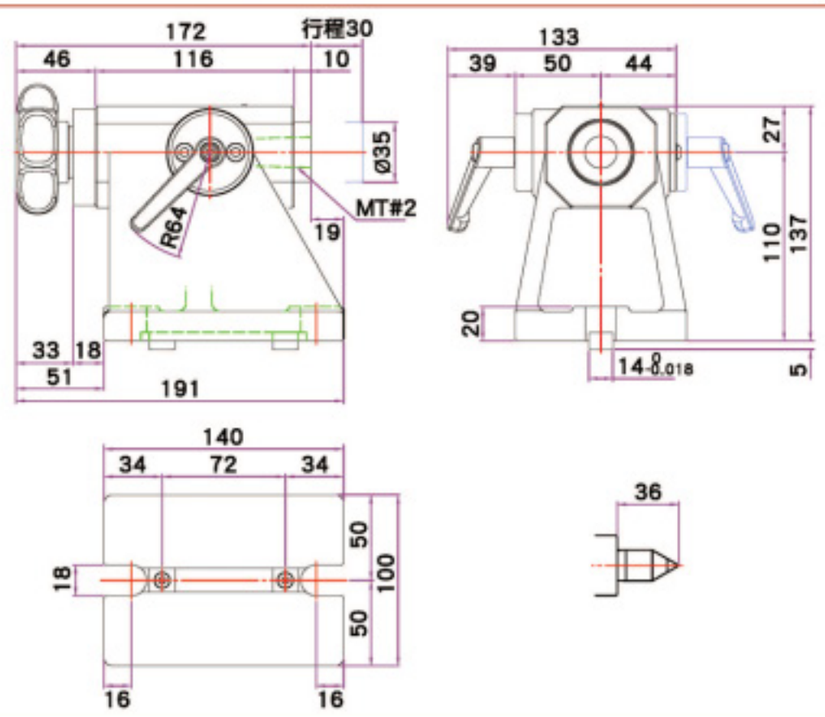

MTS-B Series

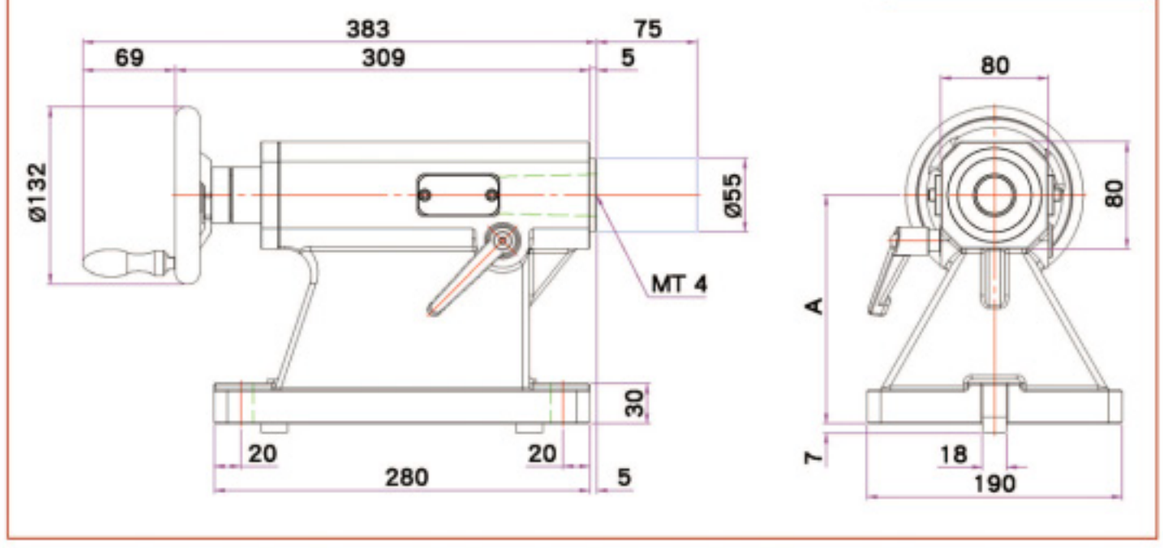

Model	MTS-S-135	MTS-B-170	MTS-B-210	MTS-B-230	MTS-B-250
A (mm)	135	170	210	230	250

圓盤尾座 Rotary Tailstock

BRT-100

煞車扭力：15 kg-m

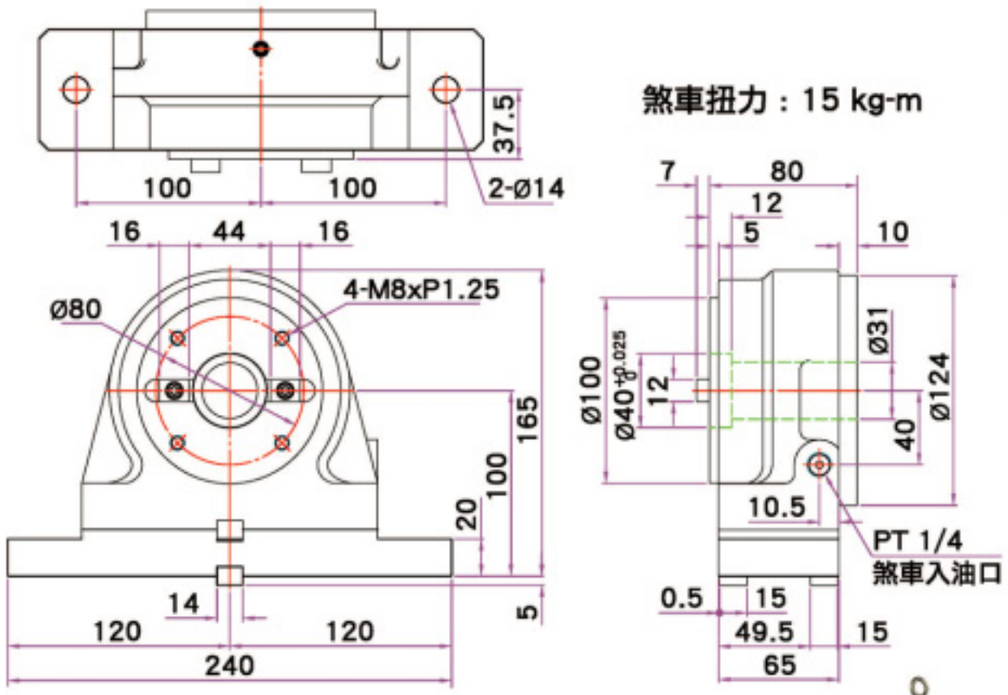

BRT-110

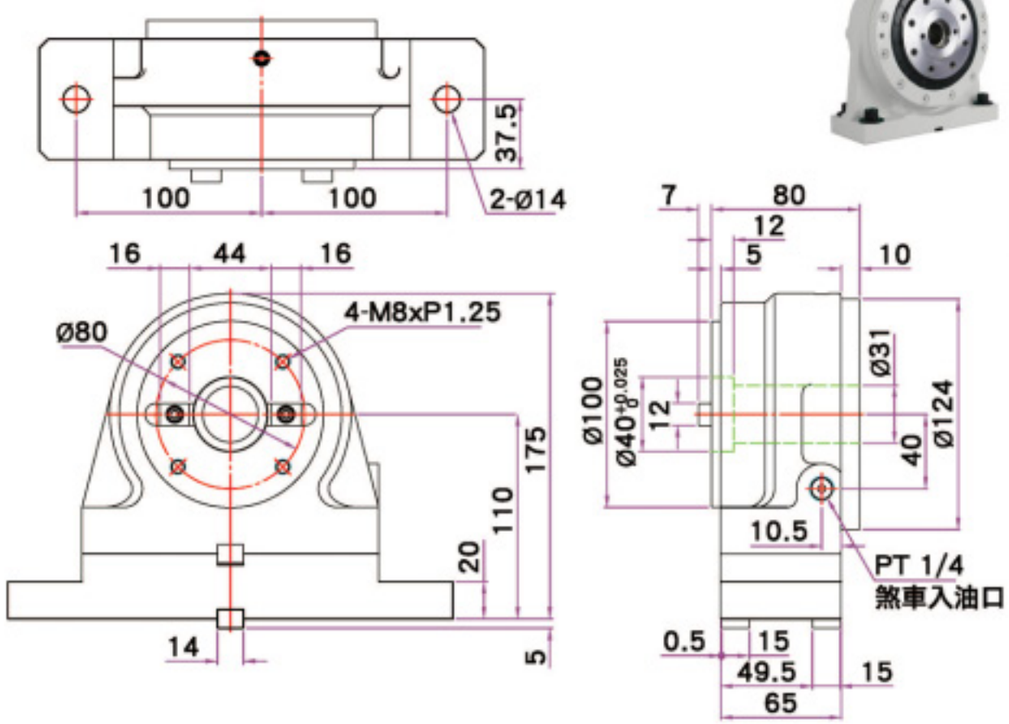

BRT-201

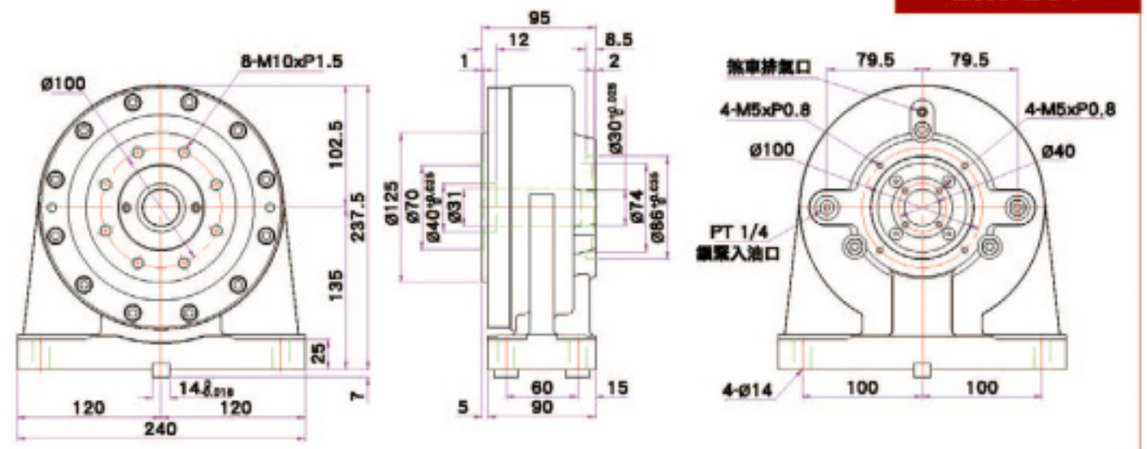

BRT-301

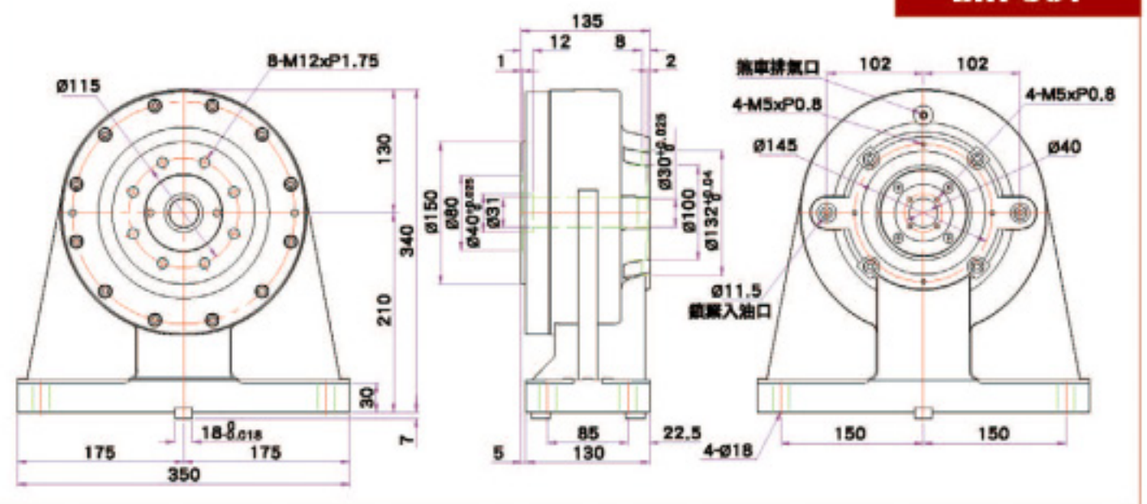

BRT-401

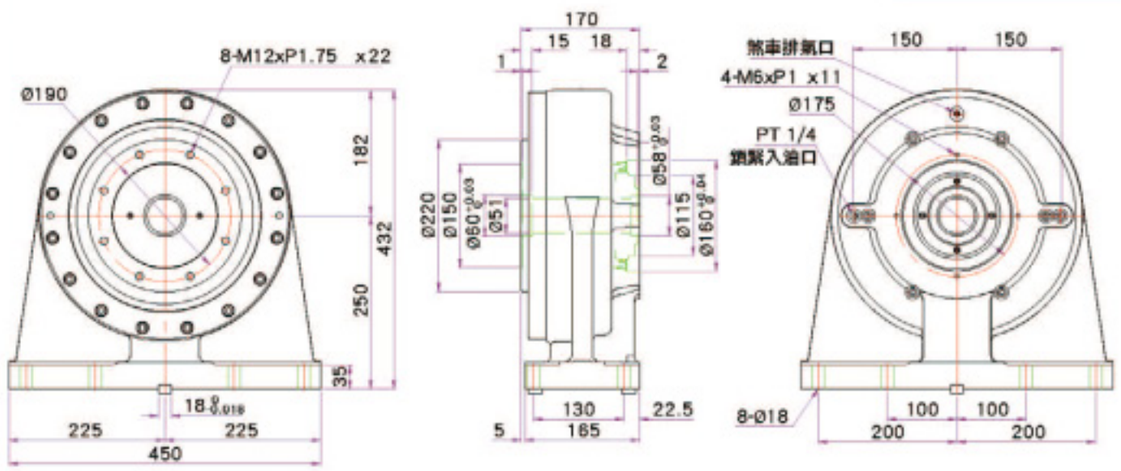

產品訂購 / 選配諮詢表

※在您決定購買本公司的產品前，請先填寫下表，以利業務人員為您服務：

1. 希望選購分度盤型號：_____ 數量：_____ 希望交貨期：_____
2. 機床製造廠名：_____ 機床型號：_____

   轉盤固定於機床工作臺面時，請提供以下資訊：

   (1) 工作臺外型尺寸 長：_____ 寬：_____

   (2) T型槽寬：_____ T型槽間距：_____

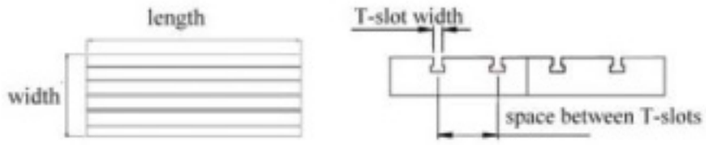

   (3) T型槽於工作臺上槽數：_____

   (4) 工作臺樣式：☐ A. 工作臺中心對準T型槽中心 ☐ B. 工作臺中心對準兩T型槽中間

(A)Working table center is T-slot center (B)Working table center is in the middle of two slots

   (5) ☐ 附底板，尺寸：_____

   (6) ☐ 附中板，尺寸：_____

   (7) 分度盤中心距機床工作臺面高度：_____(可依客戶要求)

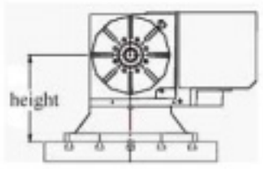

3. 使用型式 ☐ 立式專用 ☐ 臥式專用 ☐ 立臥兩用
4. 伺服驅動馬達 ☐ 須配套 ☐ 提供馬達 ☐ 不需要

   伺服馬達型號：_____ 控制器型號：_____
5. 鎖緊方式 ☐ 油壓(電磁閥電壓_____伏特) ☐ 空壓(電磁閥電壓_____伏特)
6. 尾座 ☐ 需要，圓盤剎車尾座：_____ 頂針尾座：_____ ☐ 不需要
7. 編碼器 ☐ 需要 型號：_____ ☐ 不需要
8. 三爪夾頭 ☐ 需要 型號：_____ ☐ 不需要
9. 單軸控制器 ☐ 需要 型號：_____ ☐ 不需要

備註/略圖/其他要求(請詳細說明並填入下框)

Notice for Optional Accessories

※Please fill in the form before purchasing our products.

1. Rotary Model：_____ Qty.：_____ Delivery：_____
2. Machine tool manufacturer：_____ Model：_____

   If rotary table is fixed to the working table, please inform us of：

   (1) Working table dimension length：_____ width：_____

   (2) T-slot width：_____ Space between t-slots：_____

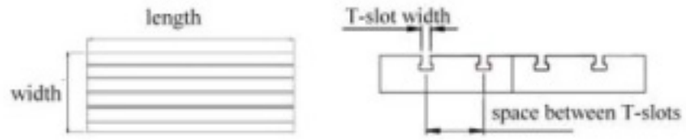

   (3) T-slot numbers：_____

   (4) Working table type：☐ A. Working table center is T-slot center

   ☐ B. Working table center is in the middle of two slots

(A)Working table center is T-slot center (B)Working table center is in the middle of two slots

   (5) ☐ With bottom plate，size：_____

   (6) ☐ With middle plate，size：_____

   (7) Height between rotary table center and machine table (can be made in customer's request)：_____

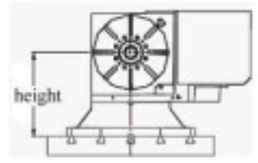

3. Type ☐ for vertical machine ☐ for horizontal machine ☐ for both vertical and horizontal machine
4. Servo motor ☐ We provide motor and driver ☐ Customer offer the motor ☐ No

   Servo motor model：_____ Controller model：_____
5. Clamping device ☐ Hydraulic (Solenoid Valve_____V) ☐ Pneumatic (Solenoid Valve_____V)
6. Tailstock ☐ Rotary tailstock：BRT-_____ Manual tailstock：_____ ☐ No
7. Encoder ☐ No ☐Yes, Model：_____
8. 3-Jaw chuck ☐ No ☐Yes, Model：_____
9. Single controller ☐ No ☐Yes, Model：_____

Note

台灣總公司 Taiwan Factory

綜欣工業有限公司

CENTRAL STAR INDUSTRIAL CO., LTD.

42946 台中市神岡區大明路2巷10號
TEL: +886-4-25261187
FAX: +886-4-25262181
http://www.tsunshin.com
E-mail: juvsin.chuan@msa.hinet.net

台灣營業處 Taiwan Distributor

惟盛機電股份有限公司

WAY SHINE ELECTRIC CO., LTD.

42054 台中市豐原區圓環北路23號
TEL: +886-4-25205571
FAX: +886-4-25203581
E-mail: tech-index@umail.hinet.net

中國總代理 China Agent

綜欣恆盛(天津)科技有限公司

HS CENTRAL STAR(TIANJIN) TECHNICAL CO., LTD.

天津市靜海經濟開發區北區三號路23號
TEL: +86-22-27420909
FAX: +86-22-27984675
http://www.zongxin.com
E-mail: sales@hiwinlc.com.cn
服務熱線: +86-400-8115568

2020.03